

Anthogyr LABSIDE

2023-12-06

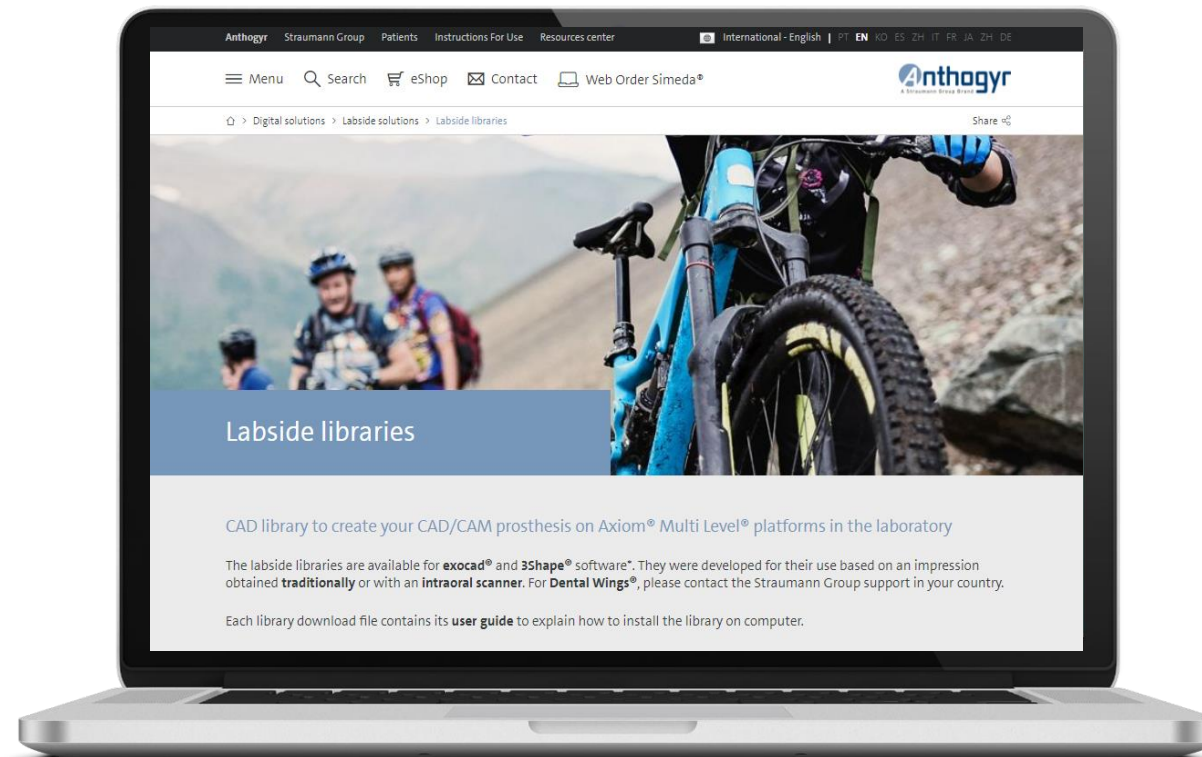
Labside libraries with installation guides


available on EN/FR/DE/IT/SP/BE/NL Anthogyr websites.


3shape

exocad

CARES® Visual



 [Labside libraries for 3Shape® and exocad® EN](#)

 [Labside libraries for CARES® Visual directly available on your CAD software](#)

Anthogyr LABSIDE

2023-12-06

What's to know?

1. CAD libraries for SA, DT and Metal Digital Transfers

Naming & structures of the CAD libraries easier to understand and to use

- **For 3Shape® or CARES® Visual:** 1 single library with the choice between scan bodies types (SA, DT or MDT)
- **For exocad®:** 3 libraries - 1 for SA, 1 for DT , 1 for MDT

2. Zoom on Metal Digital Transfers

MDT for single and multiple restorations on Axiom® BL & TL and Multi-Unit

3. Printed model with adjustable height

Height of the printed model can be adjusted in CAD libraries for DT and MDT to the adjustable height of the physical analog

MEMO

SA: Scan Adapter

DT: Digital Transfer in PEEK

MDT: Metal Digital Transfer

1. CAD libraries for SA, DT and Metal Digital Transfers

Naming & structures of the libraries evolves to be easier to understand and to use

Some examples with 3Shape®

Libraries with the choice between scan bodies types SA, DT or MDT



exocad®

Detect Implant Position
Tooth 16

Select implant analog

All Entries 3 item(s) Download more libraries...

- Anthogyr - Labside (DT)
- Anthogyr - Labside (MDT)
- Anthogyr - Labside (SA)

3Shape®

Scan Flag

Implant category

All items

Implant system

Flexibase BL Single

Implant kit

BL Ø4.0 GH1.5 CH3.5

Scan Flag

Anthogyr 152-27-DT

Anthogyr 152-27-DT

Anthogyr 152-27-SAA

Anthogyr 152-27-MDT

Medentika AB 1400-SB

DentalWings®

Outil d'assignation du modèle

Implants "Tooth Chain" Surfaces adjacentes

16: Couronne pleine sur implant
Dispositif de numérisation

Anthogyr 152-27-DT

Anthogyr 152-27-DT

Anthogyr 152-27-SAA

Anthogyr 152-27-MDT

Medentika AB 1400-SB

Ok Annuler

2. Zoom on Metal Digital Transfers

MDT for single and multiple restorations on Axiom® BL & TL implants and on Multi-Unit

EFFICIENCY

Made of **medical titanium Grade IV** with a **specific anodized surface** for easy manipulation in mouth with IOS

SIMPLICITY






Easy identification for practitioners & dental technicians

- **Laser marking** on the components according to the platform and the article
- **Dedicated shape & diameter for each platforms** recognizable on the IOS impression

EASY PROTOCOL

In dental office:

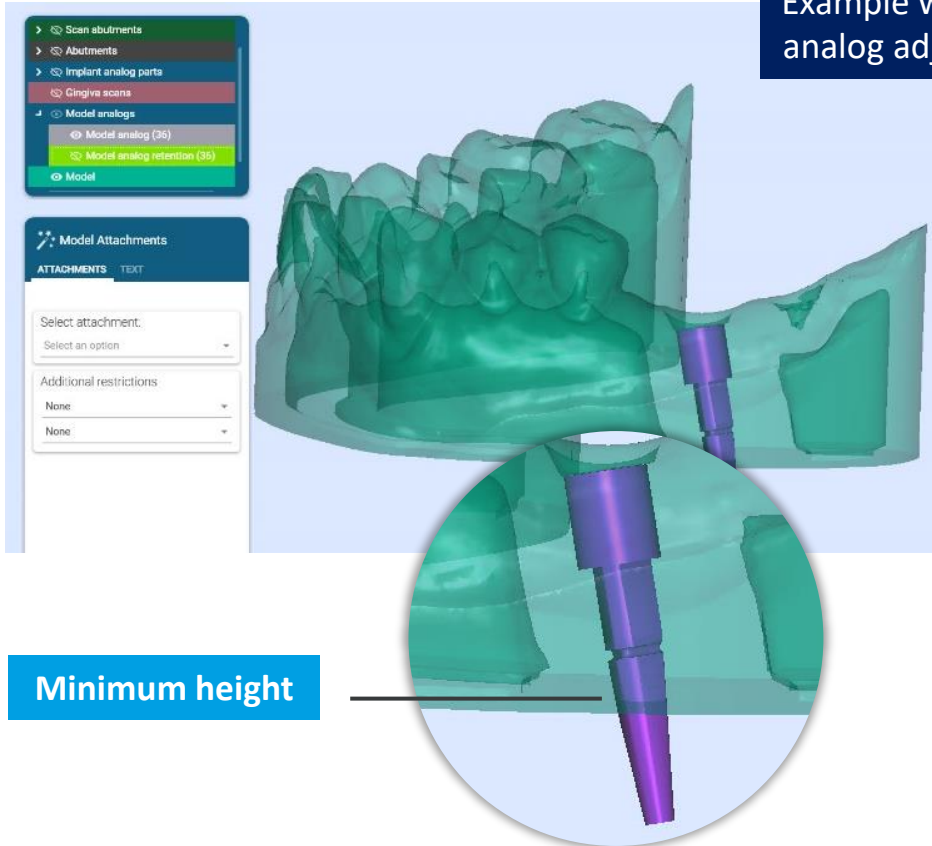
- Tightening of the components with Anthogyr hexagonal instruments at a maximum torque of 10 N.cm
- **Multiple-use** components

Components			Identification on the components		Identification on IOS impression	
Platforms	Art. number	Visual	Laser marking		Coronary shape	Coronary diameter
BL	152-27-MDT		152-27	BL	1 flat	Ø 3.7
MU R/4.8	151-03-MDT		151-03	MU 4.8	2 flats with "V 40°" shape	Ø 4.8
MU R/4.0	151-04-MDT		151-04	MU 4.0	2 flats with "V 40°" shape	Ø 4.0
TL R/4.8*	156-02-S-MDT		156-02-S	TL R	1 flat	Ø 5.0
TL N/4.0*	156-01-S-MDT		156-01-S	TL N	1 flat	Ø 4.0

***TO KNOW!** For single or multiple restorations on Axiom® TL fixed with M1.6 screws;
For full arch on Axiom® TL with inLink® connection, MDT are not adapted. A conventional impression is recommended.

3. Printed model with adjustable height

Analogs for printed model on Axiom® BL, Axiom® TL and Multi-Unit can be adjusted in height to a minimum height physically and in CAD software



GOOD TO KNOW



Manipulation key 2 in 1 for analogs (ref PA-TOOL-01) and its protective cap to place and remove easily Axiom® analogs in the printed model

