

Gateway to
professional learning.

More than creating smiles.
Restoring confidence.

Dental Service Organisation
Global Courses 2019

Sharpen your skills at every level of competence.

When it comes to training, the expectations of dental professionals today are higher than ever before. Every dental professional is unique and benefits from individual training. Straumann® stands for variety and innovation. This means that we offer the perfect lifelong professional education in more than 70 countries addressing the needs of dentists, dental technicians and dental assistants throughout their career.

Continuous professional growth is one of the most important topics for dental professionals. Our aim is to provide a comprehensive, lifelong education and training program on surgical and restorative procedures with the latest technologies available on all levels of complexity. This means we offer educational programs ranging from the fundamentals of dental implantology to very complex procedures. This ensures that you are equipped to grow professionally and personally at every stage of your professional life.

We invite you to an educational journey with us!

The Straumann Group Dental Service
Organisation Team



Find us at:
DSOeducation@straumann.com

Educational Pathways for professional growth – for the entire dental team

Get started

● ● ●
LEVEL 1

New to Implantology: These courses will allow you to perform surgical and prosthetic procedures in cases that are less complex and have predictable esthetic and functional outcomes.

Courses include:

- Diagnostics, treatment planning
- Digital planning and solutions
- Patient communication
- Surgical and prosthetic implant procedures, from single tooth, multiple, overdenture
- Certification programs in implant dentistry



Get experience

● ● ●
LEVEL 2

These courses allow you to **develop** your existing experience in Implant Dentistry.

Courses include:

- Soft tissue management
- Optimal provisionalization
- Guided bone regeneration (GBR)
- Immediate loading & placement
- Guided surgery
- Rehabilitation of the edentulous jaws with Straumann® ProArch™ and NeoArch™
- Digital dentistry

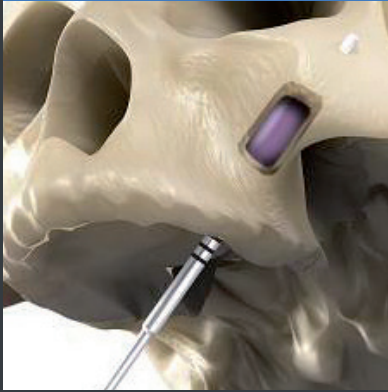


● ● ●
LEVEL 3

These courses will enable you to **treat challenging situations** using advanced treatment planning, complex surgical and prosthetic procedures. It requires significant experience in placing implants

Courses include:

- Rehabilitation concepts for the edentulous patient
- Zygoma Implant treatment concept
- Extensive and complex grafting



Practice management



These courses help the participants to grow professionally and financially by covering a variety of different topics. These courses are designed to the entire dental team.



Ongoing professional education and lifelong learning starts with us. Straumann® is renowned for its outstanding role in Education and provides state-of-the-art training for dental professionals in more than 70 countries. Part of our commitment to our customers and patients is to provide a comprehensive, ongoing education and training program on surgical and restorative procedures with the latest technologies available and conducted by industry-leading experts from all around the world.



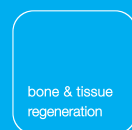
Neodent® – Progressive dental solutions combined with affordable economic value. Founded by dentists for dentists. Neodent® has grown to become one of the leading implant companies worldwide offering outstanding product performance with a proven track record of clinical success and professional and patient satisfaction. Neodent® implant solutions focus on progressive treatment concepts, such as immediacy, to enable advancement in dentistry and increase affordability.



Medentika® – Prosthetics perfected. Engineered and made in Germany. Medentika® is the leading manufacturer of compatible prosthetics. Medentika® has a passion for perfection and precision, that's why Medentika® compatible prosthetics come with a lifetime warranty. Medentika® supplies precision engineered implants, multi-platform components and abutments that are durable and fully compatible with all current implant systems at an affordable price. Many of the more than 70 connections are perceived as even better than the original.



Within education and research, Straumann® works closely with the International Team for Implantology (ITI), an independent, international network of eminent clinicians and researchers from leading clinics, research institutes and universities around the world. The ITI is providing a growing global network for life-long learning in implant dentistry through comprehensive quality education and innovative research for the benefit of the patient.



As Straumann® is a total solution provider for tooth replacement, we also work closely with botiss biomaterials. The botiss academy offers international educational events in dental bone and tissue regeneration.

Contents

- 04 Educational Pathways for professional growth
- 08 Our Speakers
- 11 Courses by dates
 - 11 USA / Brazil
 - 12 Europe / Middle East
- 13 Educational Pathways for professional growth
For the entire dental team – Level 1 / New to Implantology
 - 14 M1 – Intro to Implant Placement
 - 15 G1 – Intro to Guided Surgery
 - 16 Nü1 – Fundamental Planning for the Implant Surgeon
 - 17 The Fundamentals in Restorative Driven Implant Dentistry – Spain
 - 18 The Fundamentals in Restorative Driven Implant Dentistry – UK
 - 19 The Fundamentals in Restorative Driven Implant Dentistry – Spain
- 20 Start your own DSO implantology course
- 21 Get experience – Level 2 / Develop your existing experience
- 21 Get experience – Level 3 / Treat challenging situations
 - 22 Mentoring 2 – Intermediate Extraction & Grafting
 - 23 Mentoring 3 – Advanced Guided Surgery and CT Interpretation
 - 24 Nü3 – 3D Guided Surgery for Single, Multiple and Full Arch Rehabilitation
 - 25 Nü2 – Surgical Esthetics and Grafting for the Implant Surgeon
 - 26 From 3D Digital planning to Fixed Teeth The Day of Surgery
 - 27 Management of Peri-Implant Soft and Hard Tissue Deformities in the Esthetic Zone
 - 28 Update on Innovation – Straumann® BLX
 - 29 Full Arch Rehabilitation with Four Implants and a Fixed Bridge
- 30 Straumann International Courses
 - 31 Master Course on Bernese Concept for Treatment of Periodontally Compromised Patients
 - 32 Master Course for the Management of Esthetic Implant Failures
 - 33 Full Digital: Same Day Immediate Loading
 - 34 Master Course in GBR and Sinus Floor Elevation Procedures
 - 35 Master Course in Regenerative and Plastic-Esthetic Periodontal Surgery
 - 36 Master Course Edentulism: A challenging condition
 - 38 Reconstructive periodontal and perimplant plastic surgery in the esthetic zone
 - 39 Human Cadaver Course 2019. Hands-on. Advanced dental implantology

- 40 About ILAPEO
- 41 Intensive – Advanced Surgery
- 42 Intensive training with clinical experts / Advanced Trainings
- 43 Individual arrangement with experts
 - 43 USA / Dr. Riad Almasri / Dallas, Texas
 - 43 USA / Dr. Lee Fitzgerald / Plano, Texas
 - 44 USA / Dr. Donald Ross / Dallas, Texas
 - 45 EUROPE / Dr. Joe Bhat / London area, UK
 - 45 EUROPE / Dr. Wolfgang Bolz & Dr. Hannes Wachtel / München, Germany
 - 46 EUROPE / Dr. Luis Cuadrado / Madrid, Spain
 - 46 EUROPE / Dr. Guy McLellan / Cardif, UK
 - 47 EUROPE / Prof. Dr. Dr. Florian Stelzle & Dr Paul Schuh / München, Germany
 - 47 EUROPE / Mr. John Wibberley / Manchester, UK
 - 48 MIDDLE EAST / Dr. Ophir Fromovich / Tel Aviv, Israel
- 49 E-learning – learning efficiently via ITI Online Academy
- 50 Practice Management / Educational Pathways for professional growth
- 51 Models for practice growth, development and enjoyment
- 52 Dont miss – Next Generation Dentistry Portfolio
- 53 ClearCorrect: high-quality clear aligners
- 54 International ITI key Event
- 55 Contact form

COURSE LEVEL



LEVEL

LIVE SURGERY



LIVE

PATIENT TREATMENT



PATIENT

HANDS-ON PIG JAW



HANDS-ON

HANDS-ON MODEL



HANDS-ON

FROZEN CADAVER



FROZEN

COMPANY TOUR



TOUR

Continuing Education Credits are provided by some of the course centers.
 Please note that the procedures differ by country.
 You can register for any courses or individual arrangements indicated on the specific course page.
 All courses featured in this catalog are held in English.
 Please be aware : VAT or applicable taxes are not included in all instances except stated otherwise.
 If you have questions please contact us at DSOeducation@Straumann.com

Our Speakers

A PROF. DR. SOFIA AROCA



Department of Periodontology,
University of Bern, School of
Dental Medicine,
Bern, Switzerland
Course and faculty pages 31 & 35

DR. RIAD ALMASRI



Spec. Prosthodontist, Private Practitioner & Clinical Assistant Professor at Baylor College of Dentistry, Dallas, USA
Expert/Individual arrangement page 43

B DR. FRANCISCO BARBOSA



Private Practitioner & Corporate
Find courses pages 26 & 27

PROF. URS C. BELSER



Guest professor in the Department of Oral Surgery, University of Bern, School of Dental Medicine, Bern, Switzerland
Course and faculty page 32

DR. JOE BHAT



Private Practitioner & Training Institute owner, UK
Find course page 18
Individual arrangement page 45

DR. WOLFGANG BOLZ



Private Practitioner specialized in surgery and Implantology, Germany
Expert/Individual arrangement page 45

PROF. URS BRÄGGER



Head of the Department of Reconstructive Dentistry and Gerodontology, University of Bern, School of Dental Medicine, Bern, Switzerland
Course and faculty page 37

DR. DARRYL BURKE



Dr. Darryl Burke - Private practitioner & Course Mentor Engel Institute in Concord, CA | Charlotte, NC USA
Find courses pages 14, 15, 22 & 23

PROF. DANIEL BUSER



Chairman of the Clinic for Oral Surgery and Stomatology, Dental Clinic University of Bern, Switzerland
Courses and faculty pages 32, 34 & 37

C DR. JORGE ANDRE CARDOSO



Master in Prosthodontics & Clinical Director ORA Clinic, Portugal
Find course page 29

DR. LUIS CUADRADO



Private Practice, Madrid, Spain
Find course page 33
Individual arrangement page 46

E DR. BASEL ELNAYEF



Private Practitioner & Associate Clinical Professor International Master in Oral Surgery at Universitat Internacional de Catalunya (UIC), Spain
Find courses pages 26 & 27

DR. TODD ENGEL



Private practice & Founder of Engel Institute North Carolina, USA
Find courses and faculty pages 14, 15, 22 & 23

F DR. LEE FITZGERALD



Doctor of dental surgery,
Private Practitioner & Training
Center owner, USA
Expert/Individual arrangement page 43

DR. OPHIR FROMOVICH



Private practitioner & Inventor
Tel Aviv, Israel
Expert/Individual arrangement page 48

G DR. BERNHARD GIESENHAGEN



Private Practice,
Kassel, Germany
Course and faculty page 39

DR. WHITNEY GOMEZ



Course Mentor
NüNeo Institute in Charlotte,
NC, USA
Find courses pages 24 & 25

H DR. TJ HABASHI



Private Practitioner & Course Mentor
NüNeo Institute in Charlotte,
NC, USA
Find courses pages 24 & 25

J DR. JEDIDIAH JANISSE



DMD, MaCDS, MICOI & Course
Mentor Engel Institute in Charlotte,
NC, USA
Find courses pages 14, 15, 22 & 23

K PD DR. DR. PEER KÄMMERER



Director of
Department of Oral-, Maxillofacial
and Plastic Surgery of the University
Mainz, Germany
Find course page 27

DR. TROY L. KEYES



Private practitioner & Course
Mentor Engel Institute in Charlotte,
NC, USA
Find courses pages 14, 15, 22 & 23

DR. TIMOTHY F. KOSINSKI



Clinical Professor at the University of Detroit
Mercy School of Dentistry & Course Mentor
Engel Institute in Detroit, MI | Charlotte, NC,
USA
Find courses pages 14, 15, 22 & 23

M DR. GUY MCLELLAN



Doubly qualified in dentistry and
medicine & Private Practitioner,
UK
Expert/Individual arrangement page 46

DR. MARTIN MÜLLAUER – PHD



Private Practitioner,
Germany
Find course page 19

R DR. PEDRO RODRIGUES



Private Practitioner & Training
Institute owner,
Portugal
Find course page 29

DR. DONALD ROSS



Pros Certified, Private Practitioner
& Training Center owner,
USA
Expert/Individual arrangement page 44

Our Speakers

S DR. PAUL LEONHARD SCHUH



Pros trained Dentist and Dental technician & Private Practitioner, Germany
Expert/Individual arrangement page 47

PROF. ANTON SCULEAN



Chairman of the Department of Periodontology, School of Dental Medicine, University of Bern, Bern, Switzerland
Courses and faculty pages 31, 32 & 35

PROF. DR. DR. FLORIAN STELZLE



Professor, Oral and Maxillofacial Surgeon & Private Practitioner, Germany
Expert/Individual arrangement page 47

T DR. BRIAN TOORANI



Private Practitioner & Course Mentor NüNeo Institute, Huntington Beach, CA, USA
Find course page 16

W DR. HANNES WACHTEL



Private Practitioner specialized in parodontology and Implantology, Germany
Expert/Individual arrangement page 45

MR. JOHN WIBBERLEY



Master Dental Technician, Clinical Dental technician (CDT), UK
Expert/Individual arrangement page 47

Z PROF. DR. GIOVANNI ZUCHELLI, DDS PHD



Professor of Periodontology at the University of Bologna, Bologna, Italy
Course and faculty page 38

Courses by dates

AMERICAS			
Month	Theme		Page
Courses 10x	M1 – Intro to Implant Placement Safe & Predictable Implant Placement*		14
January	G1 – Intro to Guided Surgery / Incorporate Digital Workflow in Your Daily Practice*		15
April	G1 – Intro to Guided Surgery / Incorporate Digital Workflow in Your Daily Practice*		15
May	Mentoring 2 – Intermediate Extraction & Grafting / Perfect your skills in extraction and grafting techniques		22
	Mentoring 3 – Advanced Guided Surgery & CT Interpretation / Develop your skill set for the Edentulous Patient		23
June	Nü2 - Surgical Esthetics and Grafting for the Implant Surgeon		25
July	G1 – Intro to Guided Surgery / Incorporate Digital Workflow in Your Daily Practice*		15
August	Mentoring 2 – Intermediate Extraction & Grafting / Perfect your skills in extraction and grafting techniques		22
September	Mentoring 3 – Advanced Guided Surgery & CT Interpretation / Develop your skill set for the Edentulous Patient		23
October	G1 – Intro to Guided Surgery / Incorporate Digital Workflow in Your Daily Practice*		15
	Nü1 – Fundamental Planning for the Implant Surgeon*		16
	Mentoring 2 – Intermediate Extraction & Grafting / Perfect your skills in extraction and grafting techniques		22
	Nü2 - Surgical Esthetics and Grafting for the Implant Surgeon		25
November	Mentoring 3 – Advanced Guided Surgery & CT Interpretation / Develop your skill set for the Edentulous Patient		23
	Nü3 3D Guided Surgery for Single, Multiple and Full arch rehabilitation		24
SOUTH AMERICA BRAZIL			
Month	Theme		Page
March	Intensive – Advanced Surgery		41
October	Intensive – Advanced Surgery		41

* Exclusively for DSOs

Courses by dates

EUROPE			
Month	Theme		Page
January	Master Course on the Bernese Concept for the Treatment of Periodontally Compromised Patients		31
March	From 3D Digital planning to Fixed Teeth The Day of Surgery – New Innovation to Differentiate your practice		26
May	The Fundamentals in Restorative Driven Implant Dentistry to Get started...		18
	The Fundamentals in Restorative Driven Implant Dentistry to Get started...		19
	From 3D Digital planning to Fixed Teeth The Day of Surgery – New Innovation to Differentiate your practice		26
	Management of Peri-Implant Soft and Hard Tissue Deformities in the Esthetic zone – Practice Today’s protocols		27
	Master Course for the Management of Esthetic Implant Failures An interactive 3-day course with Live Surgeries		32
June	The Fundamentals in Restorative Driven Implant Dentistry to Get started...		17
	Full Arch Rehabilitation with Four Implants and a Fixed Bridge to Differentiate your Practice		29
	Master Course in GBR and Sinus Floor Elevation Procedures		34
	Master Course in Regenerative and Plastic-Esthetic Periodontal Surgery Treatment of Peri-Implant Infections & Soft Tissue Defects at Implants		35
	Reconstructive periodontal and perimplant plastic surgery in the esthetic zone		38
September	Master Course Edentulism: A challenging condition		37
October	The Fundamentals in Restorative Driven Implant Dentistry to Get started...		18
	The Fundamentals in Restorative Driven Implant Dentistry to Get started...		19
	From 3D Digital planning to Fixed Teeth The Day of Surgery – New Innovation to Differentiate your practice		26
November	The Fundamentals in Restorative Driven Implant Dentistry to Get started...		17
	Full Arch Rehabilitation with Four Implants and a Fixed Bridge to Differentiate your Practice		29
	Human Cadaver Course 2019		39

MIDDLE EAST ISRAEL			
Month	Theme		Page
On your needs	Update on Innovation – BLX in Simple to Advanced Situations, it’s WHY		28

Educational Pathways for professional growth.

FOR THE ENTIRE DENTAL TEAM

Get started

Level 1 ●●●

Level 1 ●●●

New to Implantology

These courses will allow you to perform surgical and prosthetic procedures in cases that are less complex and have predictable esthetic and functional outcomes.

Courses include:

- Diagnostics, treatment planning
- Digital planning and solutions
- Patient communication
- Surgical and prosthetic implant procedures, from single tooth, multiple, overdenture
- Certification programs in Implant dentistry

M1 – Intro to Implant Placement

Safe and Predictable Implant Placement

LEVEL 1: GET STARTED – CLINICIAN

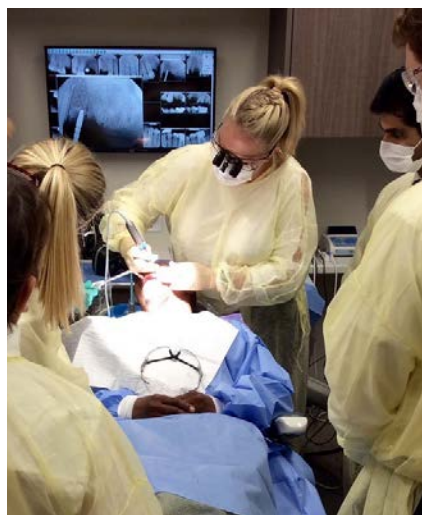
HIGHLIGHTS This course is comprised of two starting days of implant surgery fundamentals. The days will provide learning strategies about safe and predictable implant placement. Interactive lectures will cover pre-requisite for successful treatment outcomes such as restorative driven treatment planning to begin the journey of placing dental implants. During day three participant will perform a live surgical procedure on a pre-selected patient provided by the Institute.

The institute's aligned focus is equipped to deliver the hands-on experience to ensure the development of incorporating the more simple cases to your practice leading to an understanding for more advanced surgical procedures. Implant treatments in the practice take patient service to the next level of specialized care.

This course is aimed at clinicians who want to include surgical and prosthetic implant dentistry in their practice or acquire a better understanding of implant placement.

THIS THREE-DAYS COURSE WILL ENABLE PARTICIPANTS TO:

- Precisely plan the treatment for an implant and its esthetics in the posterior region based on individual patient parameters
- Critically evaluate bone & soft tissue conditions and propose their management
- Confidently apply a predictable and safe surgical procedure with an esthetic restorative outcome
- Gain a thorough knowledge of important parameters for the health and integrity of the implant



USA

LOCATION—ENGEL INSTITUTES
Charlotte, North Carolina
Detroit, Michigan
Concord, California



DATES—10 courses at 3 sites will be led by the Institute in 2019
Look for dates on website

DURATION—3 days

HOST—Engel Institute HQ
9330 Center Lake Dr,
Charlotte, NC 28216
USA

EngelInstitute
DENTAL IMPLANT TRAINING

PARTICIPANTS—20 max.

CE CREDITS

FEE—USD 4495 (Installments available)

TARGET GROUP—Clinician

SPEAKERS—

Dr. Timothy F. Kosinski
(course Mentor in Detroit / Charlotte)
Dr. Darryl Burke
(course Mentor in Concord / Charlotte)
Dr. Jedidiah Janisse
(course Mentor in Charlotte, NC)
Dr. Troy L. Keyes
(course Mentor in Charlotte, NC)

REGISTRATION AND INFORMATION—

Phone: +1 (877) 339 4537
www.EngelInstitute.com

G1 – Intro to Guided Surgery Incorporate Digital Workflow in Your Daily Practice

LEVEL 1: GET STARTED – CLINICIAN

HIGHLIGHTS This course is comprised of extensive hands-on sessions in digital planning protocols. The course covers the following aspects: understanding the digital workflow for implant placement and bone grafting; how guided treatment planning software is used to benefit the final restorative outcome; Interpreting CBCT data to understand the anatomical structures to best place implants with a restorative driven approach in mind.

Day two: Follow from A-Z the planning and digital workflow steps for one patient. Watch the clinical procedure during the live surgery of the planned treatment performed by the clinical team.

This course is aimed at surgically active clinicians who wants to include digital workflows in their daily practice and/or familiarize themselves with guided surgery techniques.

THIS TWO-DAYS COURSE WILL ENABLE PARTICIPANTS TO:

- Gain a thorough knowledge of the full digital workflow and its advantages for optimized patient care
- Acquire an in-depth understanding of how CT (ConeBeam) scans and guided surgery principles can support the diagnostic and planning phase
- Understand the digital execution of a clinical procedure
- Efficiently prepare to implement digital treatment workflows in dental clinics and laboratories



NORTH CAROLINA, USA

LOCATION—ENGEL INSTITUTE,
Charlotte, North Carolina, US



DATE 1—January 18-19, 2019

DATE 2—April 05-06, 2019

DATE 3—July 12-13, 2019

DATE 4—October 11-12, 2019

DURATION—2 days

HOST—Engel Institute HQ

9330 Center Lake Dr,
Charlotte, NC 28216, USA

PARTICIPANTS—20 max.



FEE—USD 2695 (Installments available)

CE CREDITS

TARGET GROUP—Clinician

SPEAKERS—

Dr. Timothy F. Kosinski (course Mentor)

Dr. Darryl Burke (course Mentor)

Dr. Jedidiah Janisse (course Mentor)

Dr. Troy L. Keyes (course Mentor)

REGISTRATION AND INFORMATION—

Phone: +1 (877) 339 4537

Register online:

www.engelInstitute.com

EXPLORE THE CITY – CHARLOTTE



● ● ●
LEVEL

📺
LIVE

✍️
HANDS-ON

Nü1 – Fundamental Planning for the Implant Surgeon

LEVEL 1: GET STARTED – CLINICIAN

HIGHLIGHTS This course is comprised of *two starting* days of implant surgery fundamentals. The days will provide learning strategies about safe and predictable implant placement. Interactive lectures will cover Prerequisite for successful treatment outcomes such as restorative driven treatment planning to begin the journey of placing dental implants. During day *three* participants will perform a live surgical procedure on a pre-selected patient provided by the Institute.

The institute aligned focus is equipped to deliver the hands on experience to ensure the development of incorporating the more simple cases to your practice leading to an understanding for more advanced surgical procedures. Implant treatments in the practice increase patient service to the next level of specialized care.

This course is aimed at clinicians who want to include surgical and prosthetic implant dentistry in their dental practice.

THIS THREE-DAYS COURSE WILL ENABLE PARTICIPANTS TO:

- Precisely treatment plan for an implant and its esthetics in the posterior region based on individual patient parameters
- Critically evaluate bone and soft tissue conditions and propose its management
- Confidently apply a predictable and safe surgical procedure with an esthetic restorative outcome.
- Have a thorough knowledge on important parameters for the health and integrity of the implant
- Understand the Neodent® implant system, its surgical and restorative protocols

CALIFORNIA, USA

LOCATION—NüNeo Institute
Huntington Beach, CA, US



DATE—October 03-05, 2019

DURATION—3 days

HOST—NüNeo Institute
Dental Oasis of Orange County
7777 Edinger Ave #232
Huntington Beach, CA 92647
United States



PARTICIPANTS—20 max

FEE—USD 4495 (Installments available)

TARGET GROUP—Clinician

SPEAKER—

Dr. Brian Toorani (course mentor)

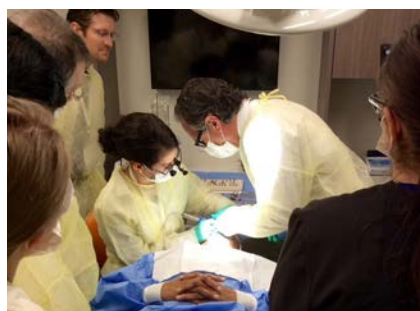
REGISTRATION AND INFORMATION—

Phone: +1 (704) 3955591

Register online:

www.nuneoinstitute.com

EXPLORE THE CITY – LOS ANGELES



● ● ●
LEVEL

PATIENT

HANDS-ON

The Fundamentals in Restorative Driven Implant Dentistry to Get Started...

LEVEL 1: GET STARTED – CLINICIAN

HIGHLIGHTS This course is comprised of interactive lectures, hands-on sessions and patient treatment to optimize the learning experience to prepare clinician to start with more simple implant cases in their own practice. Lectures will cover the following aspects: restorative driven treatment planning; diagnostics; digital planning and its steps; patient communication and surgical and prosthetic implant procedures. The course will cover implant treatments for a single missing posterior tooth to multiple implant restorations, as well as how to perform an implant overdenture treatment. Providing implant treatments in a clinician's own practice is to take service to the next level of patient care.

This course is aimed at clinicians who want to include surgical and prosthetic implant dentistry in their dental practice.

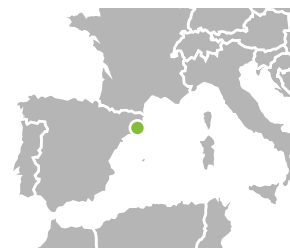
THIS TWO-HALF DAYS COURSE WILL ENABLE PARTICIPANTS TO:

- Understand how to provide guidance on appropriate dental implant case selection based on individual patient needs
- Be able to implement core knowledge and workflows in implant dentistry
- Gain a knowledge of important parameters for the health and integrity of the implant
- Be able to apply simple implant treatment protocols under supervision in clinical practice
- Understand the Straumann® implant system and its surgical and restorative protocols



BARCELONA, SPAIN

LOCATION—Vivanta Institute, Barcelona, Spain



DATE 1—June 27-29, 2019

DATE 2—November 21-23, 2019

DURATION—2.5 days

HOST—Vivanta Institute
Ronda del General Mitre,
72, 74 Downstairs,
08017 Barcelona, Spain



PARTICIPANTS—20 max.

FEE—EURO 2800

TARGET GROUP—Clinician

SPEAKERS— Dr. Basel Elnayef,
Dr. Francisco Barbosa

REGISTRATION AND INFORMATION—

Rafael Caballero, Program Manager
rafael.caballero@vivanta.es
Phone: +34 606 92 57 35
(WhatsApp available)

EXPLORE THE CITY – BARCELONA



LEVEL

PATIENT

HANDS-ON

The Fundamentals in Restorative Driven Implant Dentistry to Get Started...

LEVEL 1: GET STARTED – CLINICIAN

HIGHLIGHTS This course is comprised of interactive lectures; hands-on sessions on models and pig jaws and live surgery treatment to optimize the learning experience to prepare clinician to start with more simple implant cases in their practice.

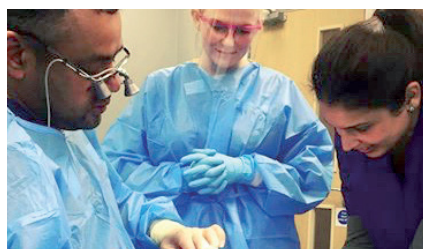
Lectures will cover restorative driven treatment planning; diagnostics; digital planning and its steps; patient communication and surgical and prosthetic implant procedures. The course will cover implant treatments for a single missing posterior tooth to multiple implant restorations, as well as how to perform an implant overdenture treatment.

Providing Implant treatments in clinicians own practice is to take service to a next level of patient care.

This course is aimed at clinicians who want to include surgical and prosthetic implant dentistry in dental practice.

THIS TWO-DAYS COURSE WILL ENABLE PARTICIPANTS TO:

- Understand to provide guidance on appropriate dental implant case selection based on individual patient needs
- Be able to implement core knowledge and workflows in implant dentistry
- Gain a knowledge of important parameters for the health and integrity of the implant
- Be able to apply simple implant treatment protocols under supervision in clinical practice
- Understand the Neodent® implant system, its surgical and restorative step-by-step procedures & protocols for a single tooth



LONDON, UK

LOCATION—Joe Bhat Academy
London, UK



DATE 1—May 10-11, 2019

DATE 2—October 10-11, 2019

DURATION—2 days

HOST— Moor Park Specialist
Dental Centre,
10 Main Avenue, Moor Park,
Northwood, Middlesex, HA6 2HJ
United Kingdom



PARTICIPANTS—12 max

FEE—EURO 1500

TARGET GROUP—Clinician

SPEAKER—Dr. Joe Bhat

REGISTRATION AND INFORMATION—

Phone: +44 1923 823504

Register online:

www.moorparkdental.com

or www.joebhat.com

EXPLORE THE CITY – LONDON



The Fundamentals in Restorative Driven Implant Dentistry to Get Started...

LEVEL 1: GET STARTED – CLINICIAN

HIGHLIGHTS This course is comprised of interactive lectures; hands-on sessions to optimize learning experience to prepare clinician to start with more simple implant cases in own practice. Lectures will cover restorative driven treatment planning; diagnostics; digital planning and its steps; patient communication and surgical and prosthetic implant procedures. The course will cover implant treatments for a single missing posterior tooth to multiple implant restorations, as well as how to perform an implant overdenture treatment.

Providing Implant treatments in clinicians own practice is to take service to a next level of patient care.

This course is aimed at clinicians who want to include surgical and prosthetic implant dentistry in dental practice.

THIS TWO-DAYS COURSE WILL ENABLE PARTICIPANTS TO:

- Understand to provide guidance on appropriate dental implant case selection based on individual patient needs
- Be able to implement core knowledge and workflows in implant dentistry
- Gain a knowledge of important parameters for the health and integrity of the implant
- Be able to apply simple implant treatment protocols under supervision in clinical practice
- Understand the Medentika® implant system, its surgical and restorative step-by-step procedures & protocols for a single tooth



BARCELONA, SPAIN

LOCATION—Vivanta Institute, Barcelona, Spain



DATE 1—May 24-25 2019

DATE 2—October 27-28, 2019

DURATION—2 days

HOST—Vivanta Institute
Ronda del General Mitre,
72, 74 Downstairs,
08017 Barcelona, Spain



FEE—EURO 1400

TARGET GROUP—Clinician

SPEAKERS—Dr. Martin Müllauer

REGISTRATION AND INFORMATION—

Rafael Caballero, Program Manager

rafael.caballero@vivanta.es

Phone: +34 606 92 57 35

(WhatsApp available)

EXPLORE THE CITY – BARCELONA



LEVEL



HANDS-ON

Start your own DSO implantology course supported by materials from Straumann Group

LEVEL 1: GET STARTED – CLINICAL TEAM

Straumann® Smart

Immerse to succeed.

DISCOVER THE WORLD OF IMPLANT DENTISTRY WITH US.

Immerse yourself in the world of implantology with Straumann® Smart.

Straumann® Smart is a holistic solution specifically developed to enable dentists to successfully start and continue placing and/or restoring dental implants in straightforward patient cases. Smart is designed to help dental professionals grow their implant business quickly and with confidence.

CLASSROOM TRAINING

An onsite curriculum combining clinical education and practical product training tailored to the needs of starters.

MENTORING

The possibility to one-on-one supervision by experienced implantologists or Straumann representatives to build confidence and provide peace of mind.

LAB COMMUNICATION

Guidelines on when and what to communicate to the dental technician.

ONLINE TRAINING

A unique online education platform allowing dentists to update their knowledge 24/7.

SIMPLE PRODUCT PORTFOLIO

Helps reduce complexity by initially introducing only a limited number of key products.

PRACTICE AND PATIENT MARKETING

Training and demo materials for patient consultation and tools for online and offline practice marketing.

Straumann® SMART

ACCELERATE YOUR LEARNING:

- Tailor and design your own learning starter course concept together with Straumann® SMART
- You can access online learning opportunities anytime, anyplace to speed up your learning
- Ready to use learning with own DSO trainers & expert mentors

Neodent One

Medentika One

THERE FOR YOU

Blended learning material & modules for a single implant foundational course ready to use

Educational Pathways for professional growth.

FOR THE ENTIRE DENTAL TEAM

Get Experience

Level 2-3 ●●●

Level 2 ●●●

Develop your existing experience

These courses allow you to develop your existing experience in Implant Dentistry.

Courses include:

- Soft tissue management
- Optimal provisionalization
- Guided bone regeneration (GBR)
- Immediate loading & placement
- Guided surgery
- Rehabilitation of the edentulous jaws with Straumann® ProArch™ and NeoArch™
- Digital dentistry

Level 3 ●●●

Treat challenging situations

These courses will enable you to treat challenging situations using advanced treatment planning, complex surgical and prosthetic procedures. It requires significant experience in placing implants.

Courses include:

- Rehabilitation concepts for the edentulous patient
- Zygoma Implant treatment concept
- Extensive and complex grafting

● ● ●
LEVEL


PATIENT


HANDS-ON

Mentoring 2 – Intermediate Extraction & Grafting

Perfect your skills in extraction and grafting techniques

LEVEL 2: GET EXPERIENCE – CLINICIAN

HIGHLIGHTS This course is comprised of extensive hands-on sessions and patient treatment to prepare the participants for hard and soft tissue management procedures in their own practice. Its about knowing how to maximize anatomical characteristics; soft tissue responses; clinical skills and the basic principles of augmenting hard and soft tissues.

A distinction will be made between what is clinically feasible to do with specific materials and procedures and what limitations and complications can be expected for each clinical scenario.

Learn how to design and transfer an optimized provisional restoration to support tissues to prepare for the final result.

This course is aimed at clinicians who want to expand their knowledge in tissue management to optimize esthetic outcomes.

THIS THREE-DAYS COURSE WILL ENABLE PARTICIPANTS TO:

- Be able to execute extraction techniques and corresponding preparations to support esthetic driven implant solutions
- Understand the advantages and options for handling hard and soft tissues optimally with the end result in mind
- Understand how to support tissues with connective tissue grafts
- Be able to Implement intermediate hard and soft tissue procedures in daily practice



NORTH CAROLINA, USA

LOCATION—ENGEL INSTITUTES,
Charlotte, North Carolina



DATE 1—May 02-04, 2019

DATE 2—August 29-31, 2019

DATE 3—October 24-26, 2019

DURATION—3 days

HOST—Engel Institute HQ

9330 Center Lake Dr,
Charlotte, NC 28216, USA

EngelInstitute
DENTAL IMPLANT TRAINING

PARTICIPANTS—20 max.

FEE—USD 4495 (Installments available)

CE CREDITS

TARGET GROUP—Clinician

SPEAKERS—

Dr. Timothy F. Kosinski (course Mentor)

Dr. Darryl Burke (course Mentor)

Dr. Jedidiah Janisse (course Mentor)

Dr. Troy L. Keyes (course Mentor)

REGISTRATION AND INFORMATION—

Phone: +1 (877) 339 4537

Register online:

www.engelInstitute.com

EXPLORE THE CITY – CHARLOTTE



Mentoring 3 – Advanced Guided Surgery and CT Interpretation

Develop your skill set for the Edentulous Patient

LEVEL 3: GET EXPERIENCE – CLINICIAN

HIGHLIGHTS This course is comprised of hands-on sessions and patient treatment to prepare the participant for treating the edentulous patient based on patient-specific clinical parameters.

It's about knowing: how to select proper treatment protocols for the different resorption patterns of a jaw; when it is optimal to place shorter vs longer implants based on patient criteria; where tilted implants fit in the decision-making process; fixed vs fixed-removable solution and its benefits for final optimized outcomes; how to design the provisional restoration and what are the criteria for using an existing denture as provisional; denture conversion protocol for converting to a screw-retained provisional to support tissues.

This course is aimed at clinicians exposed to the fundamentals of implant esthetics who want to expand their knowledge in treating the edentulous patient for optimized outcomes.

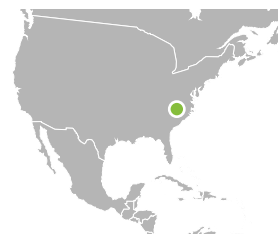
THIS FOUR-DAYS COURSE WILL ENABLE PARTICIPANTS TO:

- Gain a thorough knowledge of the advantages selecting an optimal patient centered-treatment based on clinical criteria
- Have an in-depth understanding of how CT (ConeBeam) scans and guided surgery principles can support the planning and its execution of the clinical procedure
- Precisely plan for the execution of the prosthetic, surgical and laboratory phases
- Efficiently implement the corresponding treatment workflows in dental clinics and laboratories



NORTH CAROLINA, USA

LOCATION—ENGEL INSTITUTES,
Charlotte, North Carolina



DATE 1—May 29-June 01, 2019

DATE 2—September 11-14, 2019

DATE 3—November 13-16, 2019

DURATION—4 days

HOST—Engel Institute HQ

9330 Center Lake Dr,
Charlotte, NC 28216, USA

EngelInstitute
DENTAL IMPLANT TRAINING

PARTICIPANTS—15 max.

FEE—USD 6995 (Installments available)

CE CREDITS

TARGET GROUP—Clinician

SPEAKERS—

Dr. Timothy F. Kosinski (course Mentor)

Dr. Darryl Burke (course Mentor)

Dr. Jedidiah Janisse (course Mentor)

Dr. Troy L. Keyes (course Mentor)

REGISTRATION AND INFORMATION—

Phone: +1 (877) 339 4537

Register online:

www.engelInstitute.com

EXPLORE THE CITY – CHARLOTTE



LEVEL

PATIENT

HANDS-ON

● ● ● ●
LEVEL


PATIENT


HANDS-ON

Nü3 – 3D Guided Surgery for Single, Multiple and Full Arch Rehabilitation

LEVEL 3: GET EXPERIENCE – CLINICIAN

HIGHLIGHTS This course is comprised of three day of didactic lectures and hands-on sessions, followed by a fourth day with patient treatments. Intense lectures will provide a full perspective into virtual 3D-guided dentistry. Incorporated within the lecture days will be multiple hands-on workshops which will include a computer design session that will provide a in depth understanding of how guided 3D surgery is both designed and executed.

Day four will offer the experience of placing 5-8 guided implants on a pre-selected patient provided by the Institute.

Some of the topics covered:

Emphasis will be placed on the following: comprehending the requirements and needs for the less invasive cases; the full-mouth comprehensive rehabilitation cases; CBCT sessions to evaluate anatomical conditions; important findings and requirements for planning a predictable and successful surgery. Following this program, the attending practitioner should feel prepared and comfortable providing all types of CAD CAM surgery as well as full-arch protocols when back in practice.

This course is aimed at clinicians who wants to obtain knowledge and experience in treating patients through 3D-guided surgery.

THIS FOUR-DAYS COURSE WILL ENABLE PARTICIPANTS TO:

- Critically evaluate clinical parameters in the virtual workflow of the patient
- Understand the advantages and capabilities of softwares programs like coDiagnostiX and related guides for correct treatment execution, including reduced costs and number of visits
- Precisely plan the treatment and execution for implants and corresponding esthetics based on individual patient parameters
- Prepare to efficiently implement digital treatment workflows in dental clinics and laboratories



NORTH CAROLINA, USA

LOCATION—NüNeo Institute
Charlotte, NC, US



DATE—November 06-09, 2019

DURATION—4 days

HOST—NüNeo Institute
9330 Center Lake Dr,
Charlotte, NC 28216
United States



PARTICIPANTS—20 max

FEE—USD 6695 (Installments available)

TARGET GROUP—Clinician

SPEAKER—

Dr. Tj Habashi (course mentor)

Dr. Whitney Gomez (course mentor)

REGISTRATION AND INFORMATION—

Phone: +1 (704) 395 5591

Register online:

www.nuneoinstitute.com

EXPLORE THE CITY – CHARLOTTE



Nü2 – Surgical Esthetics and Grafting for the Implant Surgeon

LEVEL 2: GET EXPERIENCE – CLINICIAN

HIGHLIGHTS This course is comprised of three day didactic lectures and live treatments. The days will provide learning strategies around:

Day 1: Grafting procedures to further explore knowledge within the art of extractions and implantology. Socket preservation is a treatment that is often overlooked, leading to esthetic and functional issues over time – learn about the protocols available to overcome these challenges.

Day 2: Consists of a hands-on pig jaw workshop giving the attending doctor the knowledge of implant indications for certain types of bone, an overview of membranes, membrane placement, grafting materials, suturing protocol and surgical techniques to achieve adequate bone and a more ideal surgical outcome. Protocols including (PRF) will be covered

Day 3: Learn how to treat the challenging posterior region with osteotomes, live socket grafting, membrane placement, defect repairs, sinus bumps and extraction procedures all led and guided by a mentor.

This course is aimed at clinicians who want to get knowledge and experience to treat more challenging patient cases in own practice.

THIS THREE-DAYS COURSE WILL ENABLE PARTICIPANTS TO:

- Understand specific indications, for both tooth and implant related procedures, and corresponding surgical techniques for optimal flap design and grafting steps to best serve individual needs.
- Gain a thorough knowledge of when & how to perform a free gingival graft and soft tissue graft, and of the specific materials that can be used for ideal socket preservation procedures.
- Critically evaluate bone & soft tissue conditions and propose its management
- Precisely treatment plan for an implant and corresponding esthetics based on individual patient parameters



NORTH CAROLINA, USA

LOCATION—NüNeo Institute
Charlotte, NC, US



DATE 1—June 20-22, 2019

DATE 2—October 10-12, 2019

DURATION—3 days

HOST—NüNeo Institute
9330 Center Lake Dr,
Charlotte, NC 28216
United States



PARTICIPANTS—20 max

FEE—USD 4800 (Installments available)

TARGET GROUP—Clinician

SPEAKER—

Dr. Tj Habashi (course mentor)

Dr. Whitney Gomez (course mentor)

REGISTRATION AND INFORMATION—

Phone: +1 (704) 395 5591

Register online:

www.nuneoinstitute.com

EXPLORE THE CITY – CHARLOTTE



LEVEL

HANDS-ON

HANDS-ON

● ● ●
LEVEL


PATIENT


HANDS-ON

From 3D Digital planning to Fixed Teeth The Day of Surgery – New Innovation to Differentiate your Practice

LEVEL 2: GET EXPERIENCE – CLINICIAN

HIGHLIGHTS This course is comprised of guided hands-on software sessions and interactive lecturer covering the following topics: how to maximize diagnostic information through the integration of CBCT scans versus traditional 2D radiographs; produce temporary teeth based on the 3D data; use of a CAD surgical template for precise single and multi-unit implant placements; how to more effectively communicate treatment plans to produce the temporary restoration prior to the implant placement so that the patient can leave the dental office with teeth in place on the same day as the surgery. During the second half of the course the participant will treat a patient.

This course is aimed at clinicians exposed to 3D digital treatment planning and guided surgery who wish to deepen their knowledge in this area.

THIS TWO-HALF DAYS COURSE WILL ENABLE PARTICIPANTS TO:

- Understand the advantages and capabilities of the coDiagnosis-tiX software for treatment planning of clinical cases, including reduced costs and number of visits
- Implement guided surgery protocols and clinical workflows to deliver temporary restorations the day of surgery
- Get familiarized with smile in a box concept



BARCELONA, SPAIN

LOCATION—Vivanta Institute, Barcelona, Spain



DATE 1—March 28-30, 2019

DATE 2—May 02-04, 2019

DATE 3—October 17-19, 2019

DURATION—2.5 days

HOST—Vivanta Institute
Ronda del General Mitre,
72, 74 Downstairs,
08017 Barcelona, Spain



PARTICIPANTS—20 max.

FEE—EURO 2800

TARGET GROUP—Clinician

SPEAKERS— Dr. Basel Elnayef,
Dr. Francisco Barbosa

REGISTRATION AND INFORMATION—
Rafael Caballero, Program Manager
rafael.caballero@vivanta.es
Phone: +34 606 92 57 35
(WhatsApp available)

EXPLORE THE CITY – BARCELONA



Management of Peri-Implant Soft and Hard Tissue Deformities in the Esthetic Zone – Practice Today’s protocols

LEVEL 2: GET EXPERIENCE – CLINICIAN

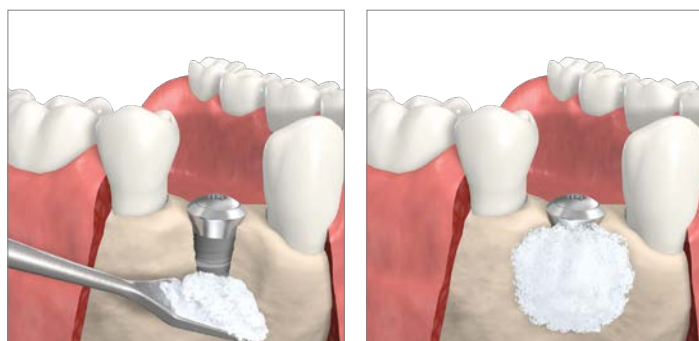
HIGHLIGHTS This course is comprised of extensive hands-on sessions to prepare the participant for hard and soft tissue management procedures in own practice. Its about knowing how to maximize anatomical characteristics: soft tissue responses; clinical skills and the basic fundamental principles of augmenting hard and soft tissues. A distinction will be made between what is clinically feasible with specific materials and what limitations and complications can be expected for each clinical scenario.

Learn how to design and transfer an optimized provisional restoration to support tissues for the final result.

This course is aimed at clinicians exposed to the fundamentals of implant esthetics who want to expand their knowledge in tissue management to optimize esthetic outcomes.

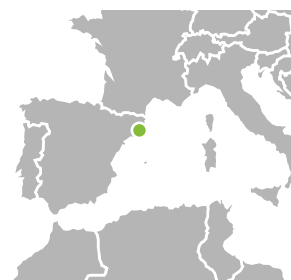
THIS ONE-HALF DAYS COURSE WILL ENABLE PARTICIPANTS TO:

- Understand the advantages and options for handling hard and soft tissues optimally for an esthetic end result
- Get familiarized with clinical indications for guided bone regeneration (GBR) procedures ranging from single tooth to multiple restorations
- Understand how to support tissues in the esthetic zone for an immediate procedureBe able to implement intermediate clinical procedures in daily practice



BARCELONA, SPAIN

LOCATION—Vivanta Institute, Barcelona, Spain



DATE—May 31-June 01, 2019

DURATION—1.5 days

HOST—Vivanta Institute
Ronda del General Mitre,
72, 74 Downstairs,
08017 Barcelona, Spain



PARTICIPANTS—20 max.

FEE—EURO 1400

TARGET GROUP—Clinician

SPEAKERS— Dr. Peer Kämmerer,
Dr. Francisco Barbosa

REGISTRATION AND INFORMATION—

Rafael Caballero, Program Manager
rafael.caballero@vivanta.es

Phone: +34 606 92 57 35

(WhatsApp available)

EXPLORE THE CITY – BARCELONA



● ● ●
LEVEL

📺
LIVE

Update on Innovation – Straumann® BLX in Simple to Advanced Situations, it's WHY

LEVEL 2: GET EXPERIENCE – CLINICIAN

HIGHLIGHTS Learn by the inventor how to use the BLX implant line as a benefit for the patient: implant placement in simple and advanced situations. Participants will experience live surgeries with the placement BLX implants, from single-tooth replacements to full arch rehabilitation.

The course addresses treatment planning, surgical and prosthetic aspects with immediate loading, and includes advanced surgical techniques for sinus lifting as well as soft and hard tissue grafting. A dedicated lecture will focus on the handling of complications delivered from Doctor's personal experience. Learn tips and tricks from Dr Fromovich on how to reach optimal out-comes for the different indications.

This course is aimed at clinicians exposed to the fundamentals of implant esthetics who want to expand their knowledge in implant and tissue management to optimize esthetic outcomes.

THIS TWO-DAYS COURSE WILL ENABLE PARTICIPANTS TO:

- Understand the advantages and capabilities of the BLX product line in maximizing clinical outcomes
- Have knowledge about how to achieve bone and tissue stability by proper grafting techniques
- Be able to implement these BLX benefits in clinical practice



TEL AVIV, ISRAEL

LOCATION—Dental Clinic, Tel Aviv, Israel



DATE—Design course based on your needs

DURATION—2 days

HOST—Dental Clinic, Tel Aviv

FEE—Ask for special DSO arrangements

TARGET GROUP—Clinician

SPEAKERS—Dr Ophir Fromovich

FOR INFORMATION AND REGISTRATION—DSOeducation@straumann.com

EXPLORE THE CITY – TEL AVIV



Full Arch Rehabilitation with Four Implants and a Fixed Bridge to Differentiate your Practice

LEVEL 2-3: GET EXPERIENCE – CLINICIAN

HIGHLIGHTS This course is comprised of three day didactive lectures and live treatments. The days will provide learning strategies around: Day 1: Theories and principles behind immediate protocols and four implants for a full arch rehabilitation; when and how to place four implants, two axial implants in the front and two tilted implants up to 45° in the posterior; how to provide a fixed bridge for the patients meeting the immediate loading criterias; biological, functional and esthetic parameters to support outcomes. Learn the protocols on how to overcome challenges.

Day 2 and 3: Clinicians are able to perform surgical patient treatments in the morning and deliver a fixed bridge in the afternoon; learn the established workflow for such a procedure and ist step-by-step protocol all led by guidance of a mentor.

This course is aimed at clinicians who wants to get knowledge and experience to treat more challenging patient cases in own practice with immediate full arch rehabilitation.

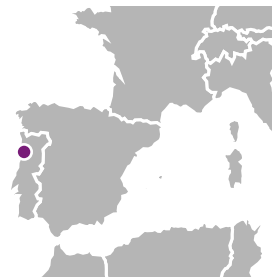
THIS THREE-DAYS COURSE WILL ENABLE PARTICIPANTS TO:

- Understand workflow between the clinical and laboratory teams and its parameters for a full arch treatment with tilted implants
- Critically evaluate when a patient is suitable for immediate loading protocols
- Be able to implement surgical and restorative protocols from start to finish with a team approach including planning, sequencing and its treatment efficiencies when back in practice
- Get familiarized with Neodent®, NeoArch steps to maximize treatment outcomes



BRAGA/PORTO, PORTUGAL

LOCATION—Clinica Dentaria de Implantologia Avancada



DATE 1—June 27-29, 2019

DATE 2—November 14-16, 2019

DURATION—3 days

HOST—Clinica Dentaria de Implantologia Avancada
R. Padre Vitorino de Sousa Alves, lj. 34
4715-398 Fraiã - Braga

ORALPLUS
Clinica Dentaria de Implantologia Avancada
by Pedro Rodrigues

PARTICIPANTS—12 max

FEE—EURO 3000

TARGET GROUP—Clinician

SPEAKERS—Dr. Pedro Rodrigues,
Dr. Jorge Andre Cardoso

REGISTRATION AND INFORMATION—

Phone: + 35 253 213 209


or: + 35 922 060 027

Register online:

oralplus@oralplus.com.pt

www.oralplus.com.pt

EXPLORE THE CITY – PORTO



● ● ●
LEVEL

PATIENT

HANDS-ON

Straumann International Courses

GET EXPERIENCE – DENTAL TEAM

MORE THAN EDUCATION:

- Straumann® International Courses
- ITI International Courses
- ITI Educational weeks
- botiss International Courses calendar



International Course
Calendar 2019
More than education

 **straumann**



Find catalog on
www.straumann.com

Master Course on the Bernese Concept for the Treatment of Periodontally Compromised Patients

LEVEL 1-3: GET EXPERIENCE – GP, SPECIALISTS

COURSE OVERVIEW The aim of this course is to provide general dentists and specialists with an evidence based concept on the treatment of periodontally compromised patient. Starting with an overview on the anatomy, microbiology, etiology and pathogenesis, the course encompasses the most important aspects in diagnosis, treatment planning, nonsurgical and surgical therapy, use of systemic and local antibiotics, lasers and photodynamic therapy in the overall frame of a comprehensive treatment concept. The various phases of periodontal therapy (i.e. systemic, hygienic, corrective and maintenance) including implant therapy in periodontally compromised dentition and their longterm maintenance will be demonstrated on complex clinical cases.

Hands-on workshops and live surgeries will help to acquire in-depth knowledge about the novel methods in nonsurgical and surgical periodontal therapy including the use of various types of ultrasonics, air-flow, perio-flow, lasers, photodynamic therapy, incision techniques, flap designs and suturing techniques aiming to treat the defects caused by periodontal and peri-implant infections.

COURSE TOPICS INCLUDE

- Anatomy of periodontal and peri-implant tissues
- Biology of periodontal and peri-implant wound healing
- Etiology, prevalence, microbiology and pathogenesis of periodontal and peri-implant diseases
- Periodontitis and systemic diseases
- Treatment planning / Case presentations
- Nonsurgical periodontal therapy / old and new concepts
- Use of systemic and local antibiotics in the treatment of periodontal and peri-implant infections
- Lasers and photodynamic therapy in the treatment of periodontal and peri-implant infections
- Diagnosis and treatment of endo-perio lesions
- Chemical plaque control /novel strategies for biofilm management
- Flap designs and suturing techniques for resective or reconstructive periodontal surgery
- Crown lengthening in anterior and posterior areas
- Management of furcations
- Implants in periodontally compromised patient
- Diagnosis and treatment of peri-implant diseases
- Risk assessment and maintenance

Live surgeries demonstrating various surgical techniques for anterior and posterior areas including treatment of peri-implantitis will illustrate the techniques presented in the theoretical part and in hands-on workshops.

BERN, SWITZERLAND

LOCATION—School of Dental Medicine, André Schroeder Auditorium, Freiburgstrasse 7, 3010 Bern, Switzerland

DATE—January 16–18, 2019

DURATION—3 days

HOST—Center for Continuing Dental Education



FEE—CHF 3200

CHF 2000 (for post-doc students, only with confirmation of the university) (Fee includes course materials, PDF handouts of all presentations, coffee breaks, dinner.)

TARGET GROUP—GP, Specialists

SPEAKERS—Prof. Dr. Anton Sculean, Prof. Dr. Sofia Aroca, Prof. Dr. Dieter D. Bosshardt, Prof. Dr. Sigrun Eick, Prof. Dr. Giovanni E. Salvi, PD Dr. Christoph A. Ramseier, Dr. Gérald Mettraux, Dr. Beatrice Siegrist, Bernita Bush, Dental Hygienist (RDH BS)

REGISTRATION AND INFORMATION—Center for Continuing Dental Education
Mr. Ueli Nacht
Phone: +41 (0) 313 12 43 12
Fax: +41 (0) 313 12 43 14
info@ccde.ch
www.ccde.ch

EXPLORE THE CITY – BERN



●●●
LEVEL

25
CREDITS

📺
LIVE

✍️
HANDS-ON

Master Course for the Management of Esthetic Implant Failures

An interactive 3-day course with Live Surgeries

LEVEL 3: GET EXPERIENCE – DENTISTS

COURSE OVERVIEW In the past 10 years, esthetic implant failures have significantly increased. Most of these failures are caused by improper treatment quality of involved clinicians. The most important causes for esthetic failures are malpositioned implants, the utilization of oversized implants, the wrong number of implants, surgical protocols which overstress the healing potential of the tissues, or cemented implant restorations, which cause peri-implant infections due to excess of cement.

This 3-day CE course will first present the treatment concepts how to deal with esthetic disaster cases, how to remove osseointegrated implants, how to correct missing keratinized mucosa, and how to retreat these patients with implant therapy. On the third day, the Bernese surgical and prosthetic concepts will be demonstrated how to prevent esthetic implant complications. Besides more than 15 lectures, 5 to 6 live surgeries will be presented to document important steps of therapy.

COURSE TOPICS INCLUDE

- Welcome, objectives of the course and introduction into the topic
- What is an esthetic implant restoration?
- Causes of esthetic implant failures
- Biology of bone healing in membrane-protected defects
- How to remove failed implants in the esthetic zone, surgical treatment options in esthetic implant failures
- Soft tissue grafting techniques in cases of failed implants
- Well documented surgical protocols for implant placement in a correct 3D position, combined with simultaneous Contour Augmentation using GBR
- Well documented prosthetic protocols for implant restorations in the esthetic zone
- Post-extraction bone and soft tissue alterations
- Surgical and prosthetic procedures for single tooth replacement with implant supported crowns
- Surgical and prosthetic procedures in extended edentulous spaces with multiple missing teeth
- The power of pink ceramics

BERN, SWITZERLAND

LOCATION—School of Dental Medicine, André Schroeder Auditorium, Freiburgstrasse 7, 3010 Bern, Switzerland

DATE—May 01–03, 2019

DURATION—3 days

HOST—Center for Continuing Dental Education



FEE—CHF 3200

CHF 1800 (for post-doc students, only with confirmation of university) (Fee includes course materials, PDF handouts of all presentations, coffee breaks, dinner.)

TARGET GROUP—Dentists

SPEAKERS—Prof. Dr. Daniel Buser, Prof. Dr. Urs C. Belser, Prof. Dr. Anton Sculean, Prof. Dr. Dieter Bosshardt, Prof. Dr. Thomas von Arx, Prof. Dr. Vivianne Chappuis

REGISTRATION AND INFORMATION—Center for Continuing Dental Education
Mr. Ueli Nacht

Phone: +41 (0) 313 12 43 12

Fax: +41 (0) 313 12 43 14

info@ccde.ch

www.ccde.ch



Full Digital: Same Day Immediate Loading

A Straumann® ProArch Course

COURSE OVERVIEW Treating fully edentulous patients has always been challenging yet modern dental implant solutions, such as Straumann® ProArch, provide clinicians with a simplified and reliable way to address the challenge.

Straumann® ProArch is focused on treatment of fully edentulous patients using fixed restorations and immediate loading protocols. The solution has been designed to address patient specific needs, including their expectations, different clinical and anatomical situations, as well as their financial resources.

COURSE TOPICS INCLUDE

1. How to select and diagnose a fully edentulous patient under the Straumann® ProArch concept
2. Surgical technique
3. Straumann® ProArch same day immediate loading solutions
4. The use of the TRIOS intraoral scanner in ProArch cases, temporary and definitive prostheses
5. The Straumann® ProArch prosthetic treatment: same day PMMA full arch design and production
6. All the adds-on while on treatment
7. Communication with the lab on a full digital workflow

This course will cover:

1. The preoperative phase: looking for the best esthetics and function full digital and conventional
2. The surgery with special focus on the full digital approach starting with the intraoral scanner
3. The immediate full digital arch, same day, rehabilitation. Design, production and installation
4. The final full arch full digital bridge
5. The technology: TRIOS intraoral scanner, software, CAD software, milling, printing

COURSE OBJECTIVES The purpose of the course is to share with participants deep theoretical knowledge and practical experience in treatment of fully edentulous patients using Straumann® ProArch surgical and prosthetic protocols.

The extensive usage of full digital workflow and same day immediate loading performed under strict conditions and intensively practiced at the i2 Clinic creates a new implant dentistry focused on individual patients and their needs.

During the course, participants will learn step-by-step indications, patient selection, advanced diagnosis, and surgical and prosthetic treatment with a complete digital workflow. The proprietary treatment protocol designed at i2 Clinic that takes advantage of the full digital workflow, including the intraoral scanner, will be used in live surgeries and taught to the participants.

MADRID, SPAIN

LOCATION—i2 Implantología Learning Center,
Calle Nuñez de Balboa 88
28006 Madrid, Spain

DATE—Please contact DSOeducation

DURATION—2 days

FEE—EUR 1500

TARGET GROUP—The course is offered to dentists and maxillofacial surgeons with surgical experience. Upon request, a special parallel program focused on dental technicians can be offered.

SPEAKERS—Dr. Luis Cuadrado,
Dr. Arturo Godoy,
Dr. Cristina Cuadrado,
Dr. Andrea Sánchez,
Verónica Vidal

REGISTRATION AND INFORMATION—

[cursos@i2-implantologia.com](mailto: cursos@i2-implantologia.com)
Phone +34 915 62 44 64 or contact your Straumann Representative



EXPLORE THE CITY – MADRID



LIVE



HANDS-ON

Master Course in GBR and Sinus Floor Elevation Procedures

LEVEL

25

CREDITS



LIVE



HANDS-ON

LEVEL 2-3: GET EXPERIENCE – DENTISTS

COURSE OVERVIEW In the past 20 years, implant therapy has rapidly expanded in private practice documented by a large number of implant patients every year. This positive development is due to various factors, among them a significant progress with bone augmentation procedures. In our department, roughly 60% of implants are placed in conjunction with a bone augmentation procedure today, using either a simultaneous or a staged approach. The two main surgical techniques for bone augmentation are the GBR technique using bone fillers and barrier membranes, and the sinus floor elevation (SFE) procedure using either the lateral window technique or the transalveolar Osteotome technique. Both augmentation procedures are routinely used in our department for more than 20 years to overcome local bone deficiencies. Both techniques provide excellent regenerative outcomes with high predictability as documented by numerous clinical studies. This interactive 3 day CE course has been established, 19 years ago for experienced implant surgeons. The speakers will present the biological basis for current surgical procedures in various lectures, and the criteria for the selection of appropriate biomaterials. State-of-the-art information will also be provided on Cone Beam Computed Tomography (CBCT) for the 3D preoperative analysis of implants patients with anatomic borderline situations. The different surgical techniques will not only be presented and discussed in various lectures, but also demonstrated with live surgeries. In addition, two hands-on workshops are offered.

COURSE TOPICS INCLUDE

- Welcome and current trends in implant surgery
- Oral anatomy and implant dentistry
- Bone healing in membrane-protected defects: Barrier membranes and bone fillers
- Cone Beam Computed Tomography for preoperative analysis in implant patients
- Implant placement with simultaneous GBR: Treatment concepts in post-extraction sites
- Treatment options for sinus floor elevation procedures
- Intraoral bone harvesting for GBR and sinus floor elevation (SFE)
- SFE with the lateral window technique
- SFE with the Osteotome technique
- GBR procedures in the mandible
- Horizontal and vertical ridge augmentation with GBR
- GBR procedures in complex cases
- 5-6 Live surgeries with GBR and SFE procedures
- 2 hands-on workshops practicing the GBR and SFE technique

BERN, SWITZERLAND

LOCATION—School of Dental Medicine, André Schroeder Auditorium, Freiburgstrasse 7, 3010 Bern, Switzerland

DATE—June 19–21, 2019

DURATION—3 days

HOST—Center for Continuing Dental Education



FEE—CHF 3200

CHF 1800 (for post-doc students, only with confirmation of university)
Fee includes course materials, PDF handouts of all presentations, coffee breaks, a dinner.

TARGET GROUP—Dentists

SPEAKERS—Prof. Dr. Daniel Buser, Prof. Dr. Dieter Bosshardt, Prof. Dr. Vivianne Chappuis, Prof. Dr. Thomas von Arx, Dr. Mariya Asparuhova, Dr. Simone Janner

REGISTRATION AND INFORMATION—

Center for Continuing Dental Education
Mr. Ueli Nacht
Phone: +41 (0) 313 12 43 12
Fax: +41 (0) 313 12 43 14
info@ccde.ch
www.ccde.ch



Master Course in Regenerative and Plastic-Esthetic Periodontal Surgery

Treatment of Peri-Implant Infections & Soft Tissue Defects at Implants

LEVEL 2-3: GET EXPERIENCE – DENTISTS, PERIODONTISTS

COURSE OVERVIEW This course addresses general dentists and specialists who intend to learn more about the use of regenerative and plastic esthetic procedures in Periodontology. Furthermore, the course will also provide a concept for the treatment of peri-implant infections and treatment of soft tissue defects at implants. A concept based on comprehensive biological research of the last decades is presented. Case presentations and discussions as well as practical exercises and live surgeries help to acquire in-depth knowledge about the use of various surgical techniques aiming to regenerate the lost periodontal structures and/or to achieve predictable coverage of single and multiple gingival recessions. The biological background for the application of biologic active factors, different types of grafting materials, guided tissue regeneration or various combinations thereof will be presented and discussed. Innovative surgical techniques such as the Modified Coronally Advanced Tunnel (MCAT) and the Laterally Moved Double Tunnel (LMDT) with adjunctive connective tissue grafts, biologically active factors and soft tissue replacement grafts aiming at achieving predictable recession coverage and increase in soft tissue thickness will be presented.

COURSE TOPICS INCLUDE

- Periodontal wound healing and regeneration
- Rationale for regenerative periodontal therapy
- Classification of periodontal lesions and choice of the optimal treatment approach
- Critical evaluation of biomaterials used in regenerative periodontal surgery
- Surgical crown lengthening in the esthetic area
- Classification of recession defects and the choice of the optimal treatment approach
- The Modified Coronally Advanced Tunnel (MCAT) and the Laterally Moved Double Tunnel (LMDT) for the treatment of single and multiple gingival recessions
- Treatment of soft tissue defects at implants
- Treatment of peri-implant infections
- Treatment planning and case presentations
- Step-by-step presentation of various surgical procedures
- Management of complications following regenerative and plastic-esthetic periodontal surgery
- Presentation of long-term results following regenerative and plastic-esthetic periodontal surgery
- Hands-on workshops on pig jaws for regenerative therapy for intrabony, furcation and recession defects
- Live surgeries demonstrating predictable techniques for periodontal regeneration and coverage of single and multiple maxillary and mandibular recessions

BERN, SWITZERLAND

LOCATION—School of Dental Medicine, André Schroeder Auditorium, Freiburgstrasse 7, 3010 Bern, Switzerland

DATE— June 26–28, 2019

DURATION—3 days

HOST—Center for Continuing Dental Education



FEE—CHF 3200

CHF 2000 (for post-doc students, only with confirmation from university)
Fee includes course materials, PDF handouts of all presentations, coffee breaks, a dinner.

TARGET GROUP—Dentists, Periodontists

SPEAKERS— Prof. Dr. Anton Sculean, Prof. Dieter Bosshardt, Prof. Giovanni E. Salvi, Dr. Christoph A. Ramseier, Prof. Sofia Aroca, Dr. Beat Wallkamm, Dr. Maria B. Asparuhova,

REGISTRATION AND INFORMATION—

Center for Continuing Dental Education
Mr. Ueli Nacht
Phone: +41 (0) 313 12 43 12
Fax: +41 (0) 313 12 43 14
info@ccde.ch
www.ccde.ch

EXPLORE THE CITY – BERN



● ● ●
LEVEL

25
CREDITS



A white icon of a hand holding a dental instrument, positioned on a green background. Below the icon, the text 'HANDS-ON' is written in white capital letters.
HANDS-ON



LIVE



HANDS-ON

Master Course Edentulism: A challenging condition

COURSE OVERVIEW This course is dedicated to the management of edentulous patients. Significant progress has been achieved in the prevention of caries and periodontitis in the last decades; therefore, elderly patients often retain their own teeth until late in life. However, edentulism is still a harsh reality for many. Losing all teeth is the «terminal outcome of a multifactorial process involving biological factors and patient-related factors» (Felton 2009). Edentulism constitutes a major oral disability in regard to function, aesthetics and psycho-social aspects. Complete denture prosthetics has come a long way since Gysi, Ackermann or Gerber. Nowadays, there are rational procedures that will allow also the less experienced practitioner to provide patients with functional and aesthetic complete dentures in a reduced number of clinical appointments, like the Bio-functional Prosthetic System (BPS). The knowledge of complete denture prosthodontics constitutes the basis for any implant-supported complete prosthesis. Still, the use of osseointegrated implants for the stabilization of complete dentures is one of the great achievements of modern dentistry.

Today, the proposed standard of care for edentulous patients is a conventional mucosa-born denture in the maxilla, and an implant-supported overdenture anchored on two implants in the mandible to ensure patient satisfaction and oral function. However, many of our patients demand fixed prostheses for optimal comfort and function, but we need to discuss what is feasible in the specific anatomical condition. The main topic of the course will focus on rational screw-retained fixed implant prostheses on ultra-short 4 mm implants applying the BPS Workflow, virtual planning and guided surgery. The course will also discuss the management of edentulous patients who are often old and may become frail. Finally, the course is complemented with an overview on removable implant prosthetics and Narrow Diameter Implants and Mini Dental Implants.

The course will include two live surgeries, one live prosthetic demonstration, hands-on courses with virtual planning and an insertion of extra-short implants in a jaw model.

Master Course Edentulism: A challenging condition

COURSE TOPICS INCLUDE

- Specific aspects of edentulism: epidemiology and patient profile
- Medical aspects in elderly patients
- Anatomy of edentulous patients
- Treatment concepts and loading protocols for edentulous patients
- Virtual planning for full arch reconstructions in the edentulous patient
- Guided surgery for full arch reconstructions in the edentulous patient
- Clinical and laboratory workflows for implant-supported fixed prostheses in edentulous jaws with a reasonable cost/benefit ratio: the modified BPS workflow for Pro Arch TL reconstructions
- Impact of implant reconstructions on oral function and quality of life
- An update on rapid prototyping
- Dentures 2018: All digital? An insight in the present and in the future of complete denture prosthodontics.
- Live prosthetics: The modified BPS Workflow
- How to optimize conventional dentures
- Esthetic outcomes with Pro Arch TL Reconstructions
- Overview on attachment systems for implant-overdentures: the Bern concept
- Alternative options with one-piece Narrow Diameter Implants
- Maintenance aspects, complications and clinical outcomes

EXPLORE THE CITY – BERN



BERN, SWITZERLAND

LOCATION—School of Dental Medicine, André Schroeder Auditorium, Freiburgstrasse 7, 3010 Bern, Switzerland

DATE—September 02–04, 2019

DURATION—3 days

HOST—Center for Continuing Dental Education



FEE—CHF 3200

CHF 1800 (for post-doc students)
Fee includes course materials, PDF handouts of all presentations, coffee breaks, a dinner.

TARGET GROUP—Dentists

SPEAKERS—Prof. Dr. Urs Brägger, Prof. Dr. Martin Schimmel, PD Dr. Julia Wittneben, Dr. Samir Abou-Ayash, Patrick Zimmermann, Prof. Dr. Daniel Buser, Dr. Simone Janner, Dr. Valérie Suter

REGISTRATION AND INFORMATION—

Center for Continuing Dental Education

Mr. Ueli Nacht

Phone: +41 (0) 313 12 43 12

Fax: +41 (0) 313 12 43 14

info@ccde.ch

www.ccde.ch



LIVE



HANDS-ON

LEVEL



LIVE



HANDS-ON

Reconstructive periodontal and perimplant plastic surgery in the esthetic zone

LEVEL 2: GET EXPERIENCE – PERIODONTISTS

COURSE OVERVIEW Reconstructive periodontal and perimplant plastic surgery in the esthetic zone

COURSE TOPICS INCLUDE

Esthetic mucogingival surgery

Soft tissue plastic surgery around implants

Esthetic mucogingival surgery for the coverage of single and multiple recession defects in the upper and lower jaw.

Soft tissue plastic surgery around implants including surgical strategies for the coverage and prevention of soft tissue dehiscencies before, during and after implantation.

This course includes live surgeries and hands on trainings to demonstrate and practice the acquired surgical techniques.

BOLOGNA, ITALY

LOCATION—Studio odontoiatrico,
Prof. Giovanni Zucchelli,
Viale XII Giugno 26,
40124 Bologna, Italy

DATE 1—June 26–28, 2019

DATE 2—December 02–04, 2019

DURATION—3 days

MAX. NUMBER OF PARTICIPANTS—20

HOST—Prof. Giovanni Zucchelli

FEE—EUR 2500 VAT excluded

TARGET GROUP—Periodontist

SPEAKER—Prof. Dr. Giovanni Zucchelli

REGISTRATION AND INFORMATION—

Vicolo Posterla 20/2a, 40125 Bologna

Phone +39 051 236895

Fax +39 051 2916933

info@fc-eventi.com

www.fc-eventi.com

EXPLORE THE CITY – BOLOGNA



Human Cadaver Course 2019

Hands-on. Advanced dental implantology including hard and soft tissue management

LEVEL 2: GET EXPERIENCE – SPECIALIST, IMPLANTOLOGIST, PERIO AND ORAL SURGEON

COURSE OVERVIEW

The course focuses on state-of-the art oral implant dentistry and advanced soft tissue reconstruction. The course is highly practical and hands-on oriented on fresh frozen human heads (80% of the time), while about 20% will be lectures, technique explanation and live-/video-taped surgeries.

COURSE TOPICS

The augmentation procedures will focus on the Bone Ring Technique for vertical augmentation / sinus floor elevation and block augmentation with allogenic bone blocks as well as CAD/CAM designed allogenic bone blocks. Including advanced soft tissue management techniques.

COURSE OBJECTIVES

In this two-day course the attendees learn and practice different bone augmentation concepts and soft tissue management to perform big augmentation procedures successfully.

DAY 1

Bone augmentation with allogenic bone rings

- Vertical bone augmentation with allogenic bone rings
- Dissection of anatomical danger zone: lingual + inf. alveolar + mental + infraorbicular nerve, palatine + facial + submental artery
- Sinus floor elevation with the ring technique
- Techniques for a tension-free wound closure

DAY 2

Block augmentation and advanced soft tissue techniques

- Bone augmentation with allogenic blocks
- Presentation of maxgraft® bonebuilder concept and cases
- Techniques for the restoration of a functional and aesthetic emergence profile
- Soft tissue grafts
- Trouble Shooting

VIENNA, AUSTRIA

LOCATION—Center of Anatomy and Cell Biology of the Medical University of Vienna

DATE—November 09–10, 2019

DURATION—2 days

HOST—botiss

FEE—EUR 1990 plus 20% VAT

Course fee includes

- Catering during the event
- Social event on Saturday evening at Heuriger Welser
- Transfer from the hotel Regina to the evening event

TARGET GROUP—Specialist, Implantologist, Perio and Oral Surgeon

MAX. NUMBER OF PARTICIPANTS—30

SPEAKERS—Dr. Bernhard Giesenhausen, Dr. Norbert Fock, Dr. Dr. Frank Kloss

REGISTRATION AND INFORMATION

If you have any questions please contact:

Janika Vogel

education@botiss.com

Tel.: +49 30/ 20 60 73 98 39

www.botiss-campus.com

EXPLORE THE CITY – VIENNA



LEVEL

12
CREDITS



HANDS-ON

About ILAPEO

LEVEL 2-3: GET EXPERIENCE – CLINICIAN

Educate yourself in ILAPEO – The Latin American Institute of Dental Research and Education. A rare opportunity to train with the elite masters and trainers in a renowned center of excellence in research, development and innovation in dental clinical practice.

The partnership between Neodent® and Ilapeo promotes continuing education courses based on three main objectives:

- Treatment experience: get confidence through a comprehensive practical education including patient treatment
- Treatment techniques: differentiate dental practice by offering patient most advanced convenient treatment technique such as immediacy
- Treatment options: increase the possibility of different treatments that you can offer to patient



THE INTERNATIONAL COURSES GUIDE COMPRISE:

- Immediate Loading technique with Neodent® GM implants: from surgery to prosthetic resolution
- Advanced surgeries - bone grafts with emphasis on sinus lifts
- Soft tissue grafts associated with implants
- Full arches with immediate loading: an immersion on Neomarch technique Immersion in prosthetic clinical workflow
- Neodent Guided Surgery
- Rehabilitation with zygomatic implants



Intensive – Advanced Surgery

LEVEL 2-3: GET EXPERIENCE – CLINICIAN

HIGHLIGHTS This is an advanced course with patient care for professionals who already have experience in surgeries, especially in implantology. Indicates for doctors that want to acquire or share knowledge and professional experiences especially in full arch rehabilitation with oral implants using the concept of immediate loading, as well as procedures of bone grafts: elevation of the maxillary sinus floor and block bone grafts (onlay).

This course is aimed at clinicians who already have experience in surgeries, especially in implantology.

THIS FOUR-DAYS COURSE WILL ENABLE PARTICIPANTS TO:

- Clinical and prosthetic planning and sequencing for full arch rehabilitation using the immediate loading technique
- Techniques for the rehabilitation of atrophic jaws (sinus lift and grafts for horizontal ridge augmentation)
- Biology of autogenous grafts and biomaterials
- Surgical complications related to bone grafting procedures
- Live Surgery
- Hands-on (plastic models) elevation of the maxillary sinus floor and block bone grafts
- Surgical clinic (planning and clinical cases, mainly of maxillary sinus floor elevation, total arch or grafts for horizontal increase)
- Neodent® GM product line products used when applicable



CURITIBA - PR, BRASIL

LOCATION—Ilapeo Institute
Aenean commodo ligula,
Brasil



DATE 1—March 26-29, 2019

DATE 2—October 01-04, 2019

DURATION—4 days

HOST—Ilapeo Institute

R.Jacarezinho, 656 Mercês Curitiba - PR
80710-150 Brazil



PARTICIPANTS—12 max

FEE—Ask us for special DSO
arrangements

TARGET GROUP—Clinician

SPEAKERS— Institutes clinical experts
and teams

PLEASE ASK FOR SPECIFIC DSO

ARRANGEMENTS AT—

DSOeducation@straumann.com



● ● ●
LEVEL

📺
LIVE

👤
PATIENT

✍️
HANDS-ON

Intensive training with clinical experts

GET EXPERIENCE – CLINICAL TEAM

Advanced Trainings

Selected experts allow you to set up customized individual training activities in their own practice on a 1:1 basis or a group arrangement with focused lectures on clinical protocols and solutions; hands-on live surgery treatments and/or marketing for the dental practice to increase patient flow and case acceptance.

Topics covered by clinical experts can vary according to your needs. Please find some examples below.

CLINICAL TOPICS OF INTEREST:

- How to achieve long term esthetic solutions in the anterior maxilla, single and multiple tooth replacements
- Complex cases and how to handle these daily in your team and clinic
- Discover how full arch immediate protocols can benefit your practice
- Understand which patients are good candidates for immediate loading solutions
- Gain an understanding of new restorative techniques to maintain the peri-implant tissues
- Discovering the benefits of different materials, implant connections and techniques
- Digital workflow, its benefits for both clinical team and patient

PRACTICE MANAGEMENT TOPICS:

- Marketing for the dental practice
- Increasing case acceptance / Facilitate the patient Journey
- Grow your referral network
- Digital workflow how best incorporate in practice
- To create an exceptional experience by identifying expectations of the patient and the practitioner



Contact clinical expert directly to arrange setup

Individual arrangement with experts

GET EXPERIENCE – CLINICAL TEAM

AMERICAS

Dr. Riad Almasri

He is a specialized Prosthodontist who practiced general dentistry for several years prior to entering Nova SE University College of Dental Medicine, where he received his specialty certificate in Prosthodontics; serving as a Chief Resident. He is currently an Adjunct Faculty member of the College of Dental Medicine's Post-Grad Prosthodontic program. In addition to private practice, Dr Almasri served as a Clinical Assistant Professor at Baylor College of Dentistry, Dallas, TX. He has also established the FastNewSmile® for immediate load. Dr. Almasri has published in internationally renowned journals and he is an active member in several associations & dental societies.

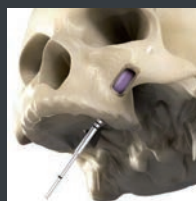


Dr Riad Almasri
Dallas, Texas, USA

FastNewSmile® Dental Implant Center
11970 N. Central Expy. Suite # 430
Dallas, Texas, 75243 USA
Tel. +1 214 521 5900 or +1 214 521 8065
Candace Keen, B.A. (Business Manager)
www.FastNewSmile.com

TOPICS

- How to optimally incorporate full arch immediate protocols, both surgical and prosthetics, in the benefit of clinical team & patient
- For the heavily resorbed maxilla – The zygoma implants concept (including quad zygoma implants)
- IV sedation



Dr. Lee Fitzgerald

He got his Doctor of dental surgery degree at Baylor College of Dentistry 1985. After finalizing an Implant Dentistry course at University of Georgia 2017 his professional work in own dental implant practice and training center was initiated. Today Dr Fitzgerald is the owner of FORTE Dental Implant Center; FORTE – Fitzgerald Oral Rehabilitation Treatment & Education and for total Esthetics the FORTE Onsite Lab located in Plano, Texas. He is also a member/fellow of many prestige associations both national and international.



Dr. Lee Fitzgerald
Plano, Texas, USA

Institute:
424 Maplelawn Drive
Plano, Texas 75075
Tel. +1 972-612-7800
LeeFitz@DallasDentist.com
www.ForteDental.com

TOPICS

- How efficiency in edentulous protocols with ProArch can minimize treatment time and trauma to the patient
- Immediacy in protocols requires team work including all members of the treating team - What to consider when you start
- Biologically driven implant therapies – What materials and techniques do we have available today .



Individual arrangement with experts

GET EXPERIENCE – CLINICAL TEAM

AMERICAS

Dr. Donald Ross

D.D.S. Pros Cert. is a graduate of the University of Iowa College of Dentistry. His clinical expertise specifically lies in all aspects of the full arch fixed-implant-bridge (ProArch or All-on-4)procedure from start to finish. He lectures nationally on the topic and has completed over 2000 arches to date. He is the host of the “50 Million Arches” podcast that serves the niche edentulism market with commentary, interviews, training and resources. He founded Digital Ape Full Arch Solutions in 2016, which provides high-end service, protocols, support, and training to dentists and their staff so that any dental office can provide this treatment to their patients in a simple and profitable manner.

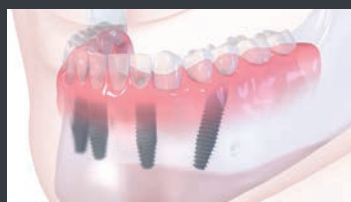


Dr. Donald Ross & team
Dallas, Texas, USA

Digital Ape - Full Arch Solutions
Tel. +1 214 210 3672
don@godigitalape.com
www.godigitalape.com

TOPICS

- Learn from the experts in team how efficiency in protocols can maximize treatment outcomes for both clinician and patient
- Understand all clinical and laboratory aspects of the ProArch treatment protocols from start to finish including; materials, planning and sequencing, treatment efficiencies, surgical concepts, digital guides, laboratory processes, economics and profitability = The blueprint of the entire workflow process to prepare yourself and team for this exciting edentulous journey



Individual arrangement with experts

GET EXPERIENCE – CLINICAL TEAM

EUROPE

Dr. Joe Bhat

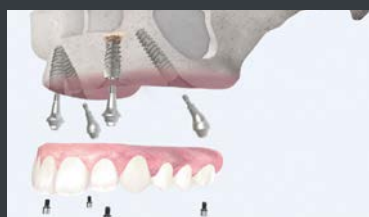
He qualified in 1992 and trained in Oral and Maxillofacial surgery at some of the UK's leading units. Dr Bhat is a Fellow of The Royal College of Surgeons, England and is a Specialist in Prosthodontics and Oral Surgery. He is currently an Hon. Visiting Professor at MM University, India. He is an ITI Fellow and his clinical time is spent as a private referral practitioner. For the last 20 years he has specialized in the management of complex restorative problems and in the placement and restoration of dental implants.



Dr. Joe Bhat
London area , UK

TOPIC PROPOSALS

- Learn from the expert how Neodent® GM as a treating tool can be used to facilitate for optimal esthetic outcomes
- How efficiency in protocols can maximize treatment outcomes for both clinician and patient
- Plan from the tooth to reach excellence in esthetics – its step-by step for clinician & dental technician



Private institute in implantology, London area
Moor Park Specialist Dental Centre,
10 Main Avenue, Moor Park,
Northwood, Middlesex,
HA6 2HJ United Kingdom
Tel. +44 1923 823504
www.joebhat.com



Dr. Wolfgang Bolz, Dr. Hannes Wachtel & Team

The two experts and team have treated over 1000 patients with immediate restorations since 2007 with very high success rate. During the early days the restorative complications with fractures of the prostheses happened and they have over the years adapted to improved concepts. Digital workflows are now part of their daily practice to secure treatment outcomes. The close collaboration to the dental lab has enabled the team to improve the treatment concept continuously.



Dr. Wolfgang Bolz, Dr. Hannes Wachtel
München, Germany

TOPICS

- Learn from the experts how efficiency in protocols can maximize treatment outcomes for all indications
- Why implementation of direct B2C marketing concepts and 5 treatment coordinators can facilitate for & guide the patient through the whole treatment.



IPI GmbH - Privatinstitut für
Parodontologie und Implantologie
Richard-Strauss-Str. 69

81679 München
Germany
Tel. +49 (0) 89 – 92 87 84 22
Fax +49 (0) 89 – 92 87 84 11
info@ipi-muenchen.de

Individual arrangement with experts

GET EXPERIENCE – CLINICAL TEAM

EUROPE

Dr. Luis Cuadrado

He is medical Doctor specialized in Odontology & Plastic reconstructive and esthetic surgery with many years of clinical and scientific experience. As the Director of the Clinical Training Center, i2 Implantologia, in Madrid as well as being the responsible for the postgraduate training program in Implantology, UDIMA University in Madrid keep him up-to-date with modern dentistry concepts & innovations supporting both clinician and patient. Dr Cuadrado is a Member of several renowned associations and a member of ITI as well as leading the Madrid 3 ITI study club.



Dr. Luis Cuadrado & team
Madrid, Spain

For courses & information:
kasandra.rubio@i2-implantologia.com
or LuisCuadrado@me.com
Tel: +34915624464
www.i2-implantologia.com

TOPICS

- Why a clinical need for different implant concepts like ProArch and BLX
- What are the benefits for the clinical team and patients when working with digital solutions for teeth & implants
- How to incorporate the trusted Straumann® digital workflow in today's efficient practices and dental labs



Dr. Guy McLellan

He is doubly qualified in dentistry and medicine and a Fellow of the Royal College of Surgeons of England. He has extensive hospital experience including training in ENT and plastic surgery and currently holds an Honorary Consultant post in Oral Implantology at Charing Cross Hospital where he runs the dental implant clinic. His experience in implants started 1994 and includes extra-oral implants to retain facial cosmetics; facial cancer reconstructive surgery; cancer rehabilitation and facial deformities. He is a member of the Cranio-Facial team at Chelsea & Westminster Hospital. In private practice he focus on; implantology; complex intra and extra-oral grafting. He is a member /fellow of several prestige national and internal associations.

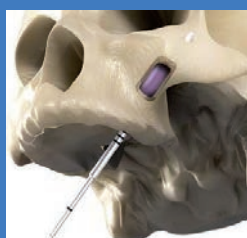


Dr. Guy McLellan
Cardif, UK

For visits and information
please contact:
Phone: + 44 0203 794 7369
info@guymclellan.com
www.guymclellan.com

TOPICS

- Varies ways to treat the edentulous jaw based on patient preferences & needs from delayed loading to immediacy in protocols
- Get the understanding how to treat the severally atrophic maxilla using zygomatic implants & related restorative solutions
- Grafting procedures and protocols for the severe indications



Individual arrangement with experts

GET EXPERIENCE – CLINICAL TEAM

EUROPE

Prof. Dr. Dr. Florian Stelzle & Dr Paul Schuh

Professor Stelzle is a fully trained Oral and Maxillofacial Surgeon. Dr Stelzle holds a medical and dental degree from the University of Munich. He received his surgical and scientific training at the University Hospital Erlangen. His scientific work on jaw augmentation was honored with several awards. Today he is medical head of the „Implaneo Dental Clinic“ in Munich and work in team with Dr. Schuh who received his dental degree from the University Witten/Herdecke in Germany. Before this, Dr Schuh completed a three-year dental technician program and has published scientific articles in journals for implant and esthetic dentistry.

TOPICS

- Immediacy in protocols requires team work including all members of the treating team – What to consider when you start
- Biologically driven implant therapies – What protocols & techniques do we have available today
- How to provide fixed teeth for the patients meeting the immediate loading criterias; esthetic parameters to support outcomes



Prof. Dr. Dr. Florian Stelzle & Dr. Paul Schuh
Implaneo Dental Clinic
Richard-Strauss-Str. 69
81679 München
Germany
Phone +49 (0) 5404 25829
f.stelzle@implaneo.com
www.implaneo.de



Mr. John Wibberley

He began his professional journey in 1978 when he graduated at the Metropolitan University in Prosthetics to Manchester and later were employed at the Stomatology clinic in Manchester. He later gained more experience at the Maxillofacial unit of the dental clinic. Mr. Wibberley lecture at domestic and international meetings and is a member of the Association for Implantology and member of the British Academy of Aesthetic Dentistry. In 2005 he earned Honorary title, fellow membership of the British Institute of Dental and Surgical technology.

TOPICS

- Esthetic parameters and soft tissue support to maximize final outcomes on teeth and implants
- Share experience how successfully set up the step-by-step procedure for the immediate load workflow
- Restoring dental implants with the final prosthetic solution in mind



Mr. John Wibberley
Clinical Dental technician (CDT)
Manchester, UK

For visits and information
please contact:

JohnWibberley@mac.com



Individual arrangement with experts

GET EXPERIENCE – CLINICAL TEAM

MIDDLE EAST - ISRAEL

Dr. Ophir Fromovich

He graduated from the Medicine & Pharmacy institute in Bucharest. Dr. Fromovich is an expert on dental implants and he is leading a private practice dedicated to placement and restoration of dental implants. Dr. Fromovich is the inventor of many implant systems and restorative implant parts. Moreover, he has lectured extensively nationally and internationally. Dr. Fromovich has also conducted many advanced implant courses and he is the author of book chapters in implant dentistry and scientific publications.



Dr. Ophir Fromovich
Private Clinic

7th Imber St.
kiryat Ariye,
Petah Tikva
Tel Aviv, Israel
Website: ophirdr.com

TOPICS

- Biologically driven implant therapies – what is important to consider for bone and tissues
- Understand the advantages and capabilities of the BLX product line in maximizing clinical outcomes
- Learn tips & tricks for predictable implant placements with goal to avoid future implant complications

Contact us at:
DSOeducation@straumann.com



E-learning – learning efficiently via ITI Online Academy

Tailore your own DSO training with Classrooms on the ITI Online Academy

YOUR BENEFITS:

- 400 modules to pick from to tailor your needs
- Assessments
- User statistics



Tap into the most complete e-learning offering in implant dentistry!



Geared to you and your individual educational needs, the ITI Online Academy offers you a motivating and rewarding learning experience.

- Comprehensive, evidence-based curriculum with well-structured modules and a wide range of related materials
- Free assessments to identify knowledge gaps
- Unique user-centric approach for an individually tailored education path at every knowledge level
- Extensive free content and services

Sign up for a free lifetime account today: academy.iti.org



ADA CERP® | Continuing Education Recognition Program
ITI Foundation is an ADA CERP recognized provider. ADA CERP is a service of the American Dental Association to assist dental professionals in identifying quality providers of continuing dental education. ADA CERP does not approve or endorse individual courses or instructors, nor does it imply acceptance of credit hours by boards of dentistry.

www.iti.org

Educational Pathways for professional growth.

FOR THE ENTIRE DENTAL TEAM

Practice Management



These courses help the participants to grow professionally and financially by covering a variety of different topics. These courses are designed to the entire dental team.

Models for practice growth, development and enjoyment

PRACTICE MANAGEMENT – TEAM

The **SPEAR Model** is aimed at all members of the dental team who want to grow their business by increasing their skills in Marketing for the dental practice & Increasing case acceptance

MODULAR COURSE PART OF STRAUMANN® SMART

This 13 module course will provide the practitioner with an overview and appreciation for growing a practice with intention for enjoyment. It will identify the different values patients have for care and help create a plan to incorporate all of them into every practice by systematically clarifying expectations, resulting in clear conversations with every patient.

LEARNING OBJECTIVES:

- To examine the Spear model for practice growth specifically development and enjoyment with intention
- To identify levels of patient value for care
- To create an exceptional experience by identifying expectations of the patient and the practitioner

REGISTRATION AND INFORMATION –
Ask your DSO representative for more information

Structured step by step approach fully aligned in team to support the treatment

PATIENTS EXPECTATIONS ARE CREATED

- Past Experience
- Through Marketing
- Word of Mouth
- From Colleagues

EXPECTATIONS FOR FIRST TREATMENT

- Length of time
- Get to know you/review concerns
- Necessary radiographs
- Comprehensive exam
- Review of findings/tour of mouth
- Consequences of no treatment
- Treatment options and benefits
- Possibility of extra records

Dont miss – Next Generation Dentistry portfolio

Caries

- Digital diagnostics for early caries detection
- Biomaterials for enamel remineralization and regeneration
- Caries dentin removal with less drilling



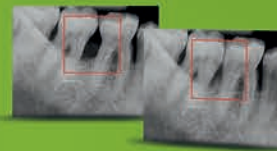
Periodontitis and peri-implantitis

Digital and in-vitro diagnostics for periodontitis/inflammation detection

- Solutions for effective biofilm removal
- Promotion of periodontal and peri-implant health

Implant solutions

- Training: Straumann® Smart equips dentists to successfully begin placing and restoring dental implants in straight-forward cases
- Placement: Straumann® Mini Implant System for an immediate removable fixation of overdentures



Professional teeth whitening

- Peroxidase-free teeth whitening



Digital workflows and services

- Cost-effective, efficient, and easy-to-use solutions for intraoral scanning and in-house milling



Prosthetic solutions

- Tooth- and implant-supported prosthetic solutions, from chairside to the Straumann's centralized production services
- Straumann® nice® fully crystallized glass-ceramic for enhanced esthetics



Ortho

- Invisible and removable orthodontic solutions

Not all products are available in all markets.



Contact us for your special appointment at:
DSOeducation@straumann.com



Contact us for your special appointment at:
DSOeducation@straumann.com

Clear. Simple. Friendly.



Experience: 12 years and counting

Since 2006, our techniques have been continuously refined to deliver effective and consistent high-quality clear aligners.



Precise engineering

Our aligners are made from premium crack & stain-resistant polyurethane, and feature a high trim line for stronger retention.



Flexible treatment options

Choose what works for you: pay per aligner, or pay one flat fee for all the aligners and retainers you need for five full years.



Top-notch support

ClearCorrect offers fast, friendly support from highly-trained specialists.

ClearCorrect[™]
A Straumann Group Brand

International ITI key Event

Evidence and Trends for Patient-Centered Solutions: The Challenge of Choice

We will bring the patient to the plenum as the main player in the implant-dentistry treatment process.

Join us to find out what the experts have to say!

Scientific Program Committee

Daniel Wismeijer, Netherlands (Chair) | Bilal Al-Nawas, Germany | Bo Chen, China | Stephen Chen, Australia |
Georges Gebran, Lebanon | Frank Hemm, Switzerland | Ali Kökat, Turkey | Chatchai Kunavisarut, Thailand |
Nikos Mattheos, Hong Kong | Charlotte Stilwell, United Kingdom | Ali Tahmaseb, Netherlands

Registration will open on May 2, 2019

www.iti.org/worldsymposium2020



ITI
World
Symposium
Singapore
May 14-16
2020

#TIWS2020



ITI World Symposium

Save the date

Contact form

I am interested to know more about:

Course: _____

Location: _____

Date: (year/month/day) _____



Customer information

Last name: _____

First name: _____

Phone: _____

Email: _____

Address: _____

Clinic/Organization: _____

Country: _____

Comments: _____

Send completed form to: **DSOeducation@straumann.com**



490.483/en/A/01 01/19

International Headquarters

Institut Straumann AG
Peter Merian-Weg 12
CH-4002 Basel, Switzerland
Phone +41 (0)61 965 11 11
Fax +41 (0)61 965 11 01
www.straumann-group.com

© Institut Straumann AG, 2019. All rights reserved.
Straumann® and/or other trademarks and logos from Straumann® mentioned herein are the trademarks or registered trademarks of Straumann Holding AG and/or its affiliates.

straumanngroup